

ภาคผนวก ง

ใบรับรองการสอบเทียบเครื่องมือ



right solutions.
right partner.

รายการเครื่องมือที่ใช้ในการวิเคราะห์ / ทดสอบ

Sample Name	Parameter	Equipment Name	ID No.	Calibrated Date	Next Cal	Freq. Calibrate (Months)
Stack	Oxides of Nitrogen	Console Control Unit	RYG_FS0315	6-Feb-25	6-Aug-25	6
Stack	Oxides of Nitrogen	Pitot Tube	RYG_FS0321	6-Feb-25	9-Aug-25	6
Stack	Oxides of Nitrogen	Flue gas Analyzer	RYG_FS0464	24-Mar-25	23-Mar-26	12
Stack	Oxides of Nitrogen	Vacuum Gauge	RYG_FS0332	3-Oct-24	2-Apr-26	18
Stack	Oxides of Nitrogen	SPECTROPHOTOMETER	RYG_EN0179	18-Mar-25	18-Sep-26	18
Noise	Leq 24 hrs	Sound Calibrator	RYG_FS0213	16-Jan-25	16-Jan-26	12
Noise	Leq 24 hrs	Sound Level Meter	RYG_FS0434	27-Jan-25	26-Jan-26	12
Noise	Leq 24 hrs	Sound Level Meter	RYG_FS0301	27-Jan-25	26-Jan-26	12
Noise	Leq 8 hrs	Sound Calibrator	RYG_FS0213	16-Jan-25	16-Jan-26	12
Noise	Leq 8 hrs	Sound Level Meter	RYG_FS0026	27-Jan-25	27-Jan-26	12
Noise	Leq 8 hrs	Sound Level Meter	RYG_FS0384	9-Oct-24	9-Oct-25	12
Noise	Leq 8 hrs	Sound Level Meter	RYG_FS0381	9-Oct-24	9-Oct-25	12
Noise	Leq 8 hrs	Sound Level Meter	RYG_FS0025	21-Jan-25	21-Jan-26	12
Noise	Noise Dose, TWA	Dose Badge Reader	RYG_FS0211	2-Dec-24	2-Dec-25	12
Noise	Noise Dose, TWA	Dosemeter	RYG_FS0033	17-Sep-24	17-Sep-25	12
Noise	Noise Dose, TWA	Dosemeter	RYG_FS0449	14-Mar-25	13-Mar-26	12
Noise	Noise Dose, TWA	Dosemeter	RYG_FS0582	16-Sep-24	16-Sep-25	12
Rayong Lab	Temperature	Digital Termometer	RYG_FS0571	8-Oct-24	8-Oct-25	12
Rayong Lab	pH at 25 °C	pH meter	RYG_EN0183	19-Jan-24	19-Jul-25	18
Rayong Lab	BOD	DO meter with Sensor	RYG_EN0032	20-Jan-25	20-Jul-26	18
Rayong Lab	BOD	Incubator	RYG_EN0154	1-Nov-24	1-May-26	18
Rayong Lab	BOD	Burette	RYG_EN0216	24-Sep-24	24-Sep-25	12
Rayong Lab	Total Suspended Solids	Electronic Balance	RYG_EN0002	20-Feb-25	20-Feb-26	12
Rayong Lab	Total Suspended Solids	Hot Air Oven	RYG_EN0010	21-Mar-24	21-Sep-25	18
Rayong Lab	Total Dissolved Solids 180°C	Electronic Balance	RYG_EN0002	20-Feb-25	20-Feb-26	12
Rayong Lab	Total Dissolved Solids 180°C	Hot Air Oven	RYG_EN0010	21-Mar-24	21-Sep-25	18
Rayong Lab	Oil & Grease	Electronic Balance	RYG_EN0002	20-Feb-25	20-Feb-26	12
Rayong Lab	Oil & Grease	Hot Air Oven	RYG_EN0213	19-Mar-25	19-Mar-26	12
Rayong Lab	Oil & Grease	Water Bath	RYG_EN0061	21-Mar-24	21-Sep-25	18



CONSOLE CONTROL UNIT CALIBRATION TEST REPORT

Calibration of Date : 6-Feb-25
Next Cal. Date : 6-Aug-25

Barometric Pressure (mmHg) : 752
Relative Humidity (%) : 45.5
Temperature (C°) : 31.5

Console Control Meter Data

Calibration No. : C-060225-RYG_FS0315
Dry Gas Meter ID : RYG_FS0315
Serial No. : 1706091
Model No. : XC-572-V

Reference Dry Gas Meter Data

Reference Dry Gas Meter ID : BKK_FS1122
Serial No. : A2003240
Correction Factor (Y) : 1.0000
Next Calibration Date : 25 Feb 26

ΔH (mm.H ₂ O)	\ominus Minutes	Reference Dry Gas Meter Calibration				Console Control ; Drygas Meter						Dry Gas Meter Correction	Orifice Calibration
		Vr (Liters)			Tr (°C)	Vm (Liters)			Ti (°C)	To (°C)	Avg.Tm (°C)	Factor (Y)	Factor $\Delta H@$
		Final	Initial	Total		Final	Initial	Total					
15	12.07	150.18	0.00	150.18	29.0	1164.4	1013.0	151.40	30.0	30.0	30.0	0.9938	44.6386
25	9.32	150.04	0.00	150.04	29.0	1380.6	1230.0	150.60	30.0	30.0	30.0	0.9971	44.4413
50	6.55	150.10	0.00	150.10	29.0	1550.8	1400.0	150.80	30.0	30.0	30.0	0.9938	43.8652
80	5.10	150.33	0.00	150.33	29.0	1720.8	1570.0	150.80	30.0	30.0	30.0	0.9924	42.4197
120	4.17	150.38	0.00	150.38	29.0	1900.9	1750.0	150.90	30.0	30.0	30.0	0.9883	42.5111
Avg.												0.9931	43.5752

Y : Ratio of reading of reference to dry gas meter : tolerance for individual values ± 0.02 from average .

$\Delta H@$: Orifice pressure differential that equates to 21.24 lm of air @ 25 C and 760 mm of mercury , mmH₂O ; tolerance for individual values ± 5.08 from average .

Procedure; 40 CFR 60,APP A,METH ,SEC 5.3 & 7

Calibrated by:

Saksit Phaisanphisut

(Mr. Saksit Phaisanphisut)

RYG Field Service Scientist(4)

Approved by:

Nattapol Jiengwareewong

(Mr.Nattapol Jiengwareewong)

RYG Field Service Specialist(1)



DIGITAL TEMPERATURE CALIBRATION DATA SHEET

Calibration Date :	2 Jun 25	Ambient Temperature (°C)	31.5
Calibration sheet No. :	C-060225-RYG_FS0315	Relative Humidity (%) :	45.5
Digital Temperature ID :	RYG_FS0315	Reference Temperature ID	RYG_FS0681
Serial No. :	1706091	Serial No. :	201090014918
Model :	XC-572-V	Model :	Digicon-CC-VT-MS
		Next Calibrate :	13 May 25

Location	Reference Temperature °C	Digital Temperature °C	Error °C	MPE	Pass / Fail
Stack	0	0	0	±3	Pass
	25	25	0	±3	Pass
	50	50	0	±3	Pass
	100	101	1	±3	Pass
	150	151	1	±3	Pass
	200	200	0	±3	Pass
	250	250	0	±3	Pass
	300	301	1	±3	Pass
	500	501	1	±3	Pass
Probe	100	102	2	±3	Pass
	120	121	1	±3	Pass
	140	141	1	±3	Pass
Oven	100	101	1	±3	Pass
	120	120	0	±3	Pass
	140	141	1	±3	Pass
Filter	100	101	1	±3	Pass
	120	121	1	±3	Pass
	140	140	0	±3	Pass
Exit	0	0	0	±3	Pass
	10	10	0	±3	Pass
	20	20	0	±3	Pass
Meter	0	-1	-1	±3	Pass
	25	24	-1	±3	Pass
	50	49	-1	±3	Pass
AUX	0	0	0	±3	Pass
	25	25	0	±3	Pass
	50	50	0	±3	Pass

MPE : (Maximum permissible error of measurement) ค่าความผิดพลาดสูงสุดของการวัดที่ยอมรับได้

Calibrated by :

Saksit Phaisanphisut

(Mr. Saksit Phaisanphisut)

RYG Field Service Scientist (4)

Approved by :

Nattapon Jiengwareewong

(Mr.Nattapol Jiengwareewong)

RYG Field Service Specialist (1)



PROBE NOZZLE DIAMETER

CALIBRATION DATA SHEET

Calibration Date : 6 Feb 25	Nozzle Set ID. : RYG_FS0319
Calibration Sheet No. : C-060225-RYG_FS0319	Vernier Caliper ID.: BKK_FS1123

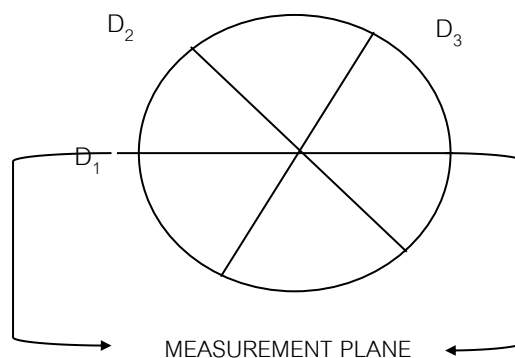
Nozzle ID #	Nozzle Diameter (cm.)			Hi - Lo	$(D_1 + D_2 + D_3) / 3$
	D_1	D_2	D_3	ΔD	D_{avg}
1	0.298	0.300	0.305	0.007	0.301
2	0.465	0.475	0.465	0.010	0.468
3	0.605	0.605	0.605	0.000	0.605
4	0.540	0.540	0.540	0.000	0.540
5	0.770	0.760	0.765	0.010	0.765
6	0.930	0.928	0.930	0.002	0.929
7	1.082	1.080	1.085	0.005	1.082
8	1.240	1.230	1.235	0.010	1.235
9	1.594	1.558	1.551	0.043	1.568

Where :

D_1, D_2, D_3 = There different nozzle diameters at 60 degrees to each other, each measured the nearest 0.025 mm.

ΔD = Maximum distance between any two diameters, must be ≤ 0.100 mm.

D_{avg} = $(D_1 + D_2 + D_3) / 3$



Calibrated by : Saksit Phaisanphisut

(Mr. Saksit Phaisanphisut)

RYG Field Service Scientist (4)

Approved by : Nattapon Jengwareewong

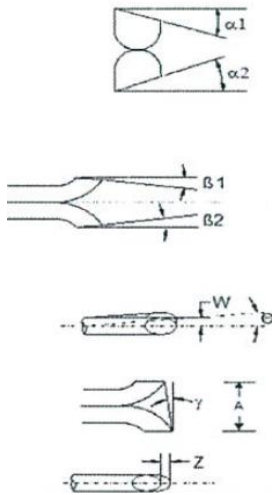
(Mr.Nattapol Jengwareewong)

RYG Field Service Specialist (1)



Type S Pitot Tube Calibration

Date Calibration	6-Feb-25	Due Date	9-Aug-25
Pitot ID	RYG_FS0321	Inclinometer ID	BKK_FS1131
Pitot SN	-	Vernier ID	RYG_FS0539



Parameter	Value	Allowable Range	Check
$\alpha 1$	-1.4	$-10^{\circ} < \alpha 1 < +10^{\circ}$	OK
$\alpha 2$	-0.2	$-10^{\circ} < \alpha 2 < +10^{\circ}$	OK
$\beta 1$	0.8	$-5^{\circ} < \beta 1 < +5^{\circ}$	OK
$\beta 2$	-0.4	$-5^{\circ} < \beta 2 < +5^{\circ}$	OK
γ	0.8	-	-
θ	0.5	-	-
$Z = A \tan \gamma$	0.013	$Z \leq 0.125"$	OK
$W = A \tan \theta$	0.008	$W \leq 0.031"$	OK
Dt	0.310	0.188" to 0.375"	OK
$A/2Dt$	1.484	$1.05 \leq PA/Dt \leq 1.5$	OK
A	0.92	$2.1Dt \leq A \leq 3Dt$	OK

Certify that pitot tube/probe meets or exceeds all specifications, criteria and/or applicable design features and is hereby assigned a pitot tube certification factor of 0.84 . See 40 CFR Pt. 60, App. A, EPA Method 2.

Calibrated by : Saksit Phaisanphisut
 (Mr. Saksit Phaisanphisut)
 RYG Field Services Scientist (4)

Approved By : Natthapol Jiengwareewong
 (Mr. Natthapol Jiengwareewong)
 RYG Field Services Specialist (1)

Certificate No: G 680210

Date of issue : 25-Mar-25

Instrument description : Flue Gas Analyzer
Instrument model : Testo 350 New
Instrument serial no. : 62087344/1119
Control unit serial no. : 03401649/1119
ID no. or control no. : RYG_FS0464
Manufacturer : Testo SE & Co. KGaA
Probe description : -
Probe model : -
Probe serial no. : -
Customer name : ALS LABORATORY GROUP (THAILAND) CO.,LTD.
Customer address : 104 Phatthanakan 40, Phatthanakan Road, Khwaeng Phatthanakan, Khet Suan Luang, Bangkok, 10250 Thailand
Total pages of certificate : 3 Pages
Receiving no. : L-250946
Receiving date. : 18-Mar-25
Parameter of calibration : Gas Calibration(Oxygen 2.50,9.984,21.02 %vol, Carbon Monoxide 80.45,302,1007 ppm, Nitrogen Dioxide 30.68,81.8,202.6 ppm, Nitric Oxide 30.0,151.8,322.5 ppm, Sulphur Dioxide 50.36,100.7,600.8 ppm)
Condition of UUC. : Used
Ambient condition : All of the Measurment ware caried out the stabilized labotary
Temperature : 23 ±5 °C
Humidity : 55 ± 15 %RH
Calibration place : 17/121 Soi Ngamwongwan 47 Yaek 48, Toongsonghong, Laksi, Bangkok 10210 THAILAND
Calibration procedure no : This instrument was calibrated by comparison with Standard gas mixture according to calibration Work Instruction no. WI-CL-28-C

REVIEW BY *Supt. S.*
APPROVED BY *[Signature]*
NEXT CAL DATE..... 23/ 03/ 2026

*The calibration certificate expanded uncertainty of measurement is stated as the standard uncertainty of measurent Multiplied by coverage factor k=2, which for a normal distribution corresponds to a coverage probability of approximately 95%.
This certificate is applied only to item under test Environmental condition.
This Calibration Certificate may not be reporduced other than in full except with the permission of the issuing laboratory.
Calibration certificates without signature and seal not valid and The results relate only to the items tested/calibrated.
This calibration certificate documents are tracebility to national standards, which realize measurement according to the International System of Units (SI).*

Date of calibration : 24-Mar-25

[Signature]

Mr. Kwanchai Khamdoug
Calibration Technician

[Signature]

Mrs. Nongluck Wongsettee
Technical Manager

Certificate No.: G 680210

Standard References (Table 1)

Standard	Certificate No.	Vendor	Due date
Oxygen (O ₂) 2.50 % Vol	2412/23	Linde	27-Aug-27
Oxygen (O ₂) 9.984 % Vol	CG-0113-24	Nimt	01-Aug-29
Oxygen (O ₂) 21.02 % Vol	CG-0041-22	Nimt	10-Feb-27
Carbon monoxide (CO) 80.45 ppm	CG-0132-24	Nimt	10-Sep-29
Carbon monoxide (CO) 302 ppm	1915/23	Linde	16-Jun-25
Carbon monoxide (CO) 1007 ppm	1870/24	Linde	17-Jun-26
Nitrogen Dioxide (NO ₂) 30.68 ppm	2832/24	Linde	08-Sep-26
Nitrogen Dioxide (NO ₂) 81.8 ppm	2330/24	Linde	01-Aug-26
Nitrogen Dioxide (NO ₂) 202.6 ppm	3794/24	Linde	23-Dec-26
Nitric Oxide (NO) 30.0 ppm	CG-0065-24	Nimt	06-May-26
Nitric Oxide (NO) 151.8 ppm	0404/25	Linde	09-Feb-27
Nitric Oxide (NO) 322.5 ppm	1974/23	Linde	17-Jul-25
Sulphur Dioxide (SO ₂) 50.36 ppm	2004/23	Linde	17-Jul-25
Sulphur Dioxide (SO ₂) 100.7 ppm	2662/24	Linde	25-Aug-26
Sulphur Dioxide (SO ₂) 600.8 ppm	2003/23	Linde	17-Jul-25

Measured room conditions

Temperature : 22.7 °C Humidity : 62.6 %RH Pressure : 1010.5 mbar

Calibration conditions

Gas Temperature : 23 °C Flow rate : 1,300 ml/min Gas pressure : 1016.2 mbar

Calibration Results (Befor adjustment) (Table 2)

Parameter of Standard	Standard Values	Mean of UUC	Error	Uncertainty (±)
O ₂ (%Vol)	2.50	2.46	-0.04	0.15
O ₂ (%Vol)	9.984	9.95	-0.034	0.20
O ₂ (%Vol)	21.02	21.08	0.06	0.30
CO (ppm)	80.45	81	0.55	3.0
CO (ppm)	302	302	0	6.0
CO (ppm)	1007	1010	3	12
NO ₂ (ppm)	30.68	26.9	-3.78	8.0
NO ₂ (ppm)	81.8	67.1	-14.7	8.0
NO ₂ (ppm)	202.6	181.3	-21.3	12
NO (ppm)	30.0	24	-6.0	8.0
NO (ppm)	151.8	145	-6.8	8.0
NO (ppm)	322.5	302	-20.5	12
SO ₂ (ppm)	50.36	48	-2.36	6.0
SO ₂ (ppm)	100.7	97	-3.7	6.0
SO ₂ (ppm)	600.8	589	-11.8	13

Calibration Results (After adjustment) (Table 3)

Parameter of Standard	Standard Values	Mean of UUC	Error	Uncertainty (±)
O2 (%Vol)	2.50	2.46	-0.04	0.15
O2 (%Vol)	9.984	9.95	-0.034	0.20
O2 (%Vol)	21.02	21.08	0.06	0.30
CO (ppm)	80.45	81	0.55	3.0
CO (ppm)	302	302	0	6.0
CO (ppm)	1007	1010	3	12
NO2 (ppm)	30.68	29.4	-1.28	8.0
NO2 (ppm)	81.8	79.7	-2.1	8.0
NO2 (ppm)	202.6	199.2	-3.4	12
NO (ppm)	30.0	30	0.0	8.0
NO (ppm)	151.8	153	1.2	8.0
NO (ppm)	322.5	324	1.5	12
SO2 (ppm)	50.36	50	-0.36	6.0
SO2 (ppm)	100.7	101	0.3	6.0
SO2 (ppm)	600.8	599	-1.8	13

Remark : 1 cmol/mol = 1 %vol. 1 µmol/mol = 1 ppm., Sensor CO New.

End of Report

CERTIFICATE OF CALIBRATION

FOR

NOMENCLATURE : VACUUM GAUGE
MANUFACTURER : QUALITYWELL
MODEL / TYPE : N/A
SERIAL NO. : VG01[RYG_FS0332]
CLID. NO. : 212300695
JOB CONTROL NO. : 241002105106
CALIBRATION SERVICE : ☒ IN-LABORATORY ☐ ON-SITE

CUSTOMER : ALS LABORATORY GROUP (THAILAND) CO., LTD.
104 PHATTHANAKAN 40, PHATTHANAKAN RD.,
KHWAEANG PHATTHANAKAN, KHET SUAN LUANG, BANGKOK 10250, THAILAND

DATE OF RECEIVED : 02 October 2024

DATE OF ISSUED : 04 October 2024

The report of calibration shall not be reproduced except in full without approval of the Calibration Laboratory Co., Ltd.

Calibrated By : Sittipong Pimdee
Calibration Engineer



Approved By : Mongkol Yotsoontorn
Authorized Signatory
04 October 2024



This Calibration Certificate documents the traceability to national standards, which realize the units of measurement according to the International System of Units (SI)

Certificate No. Q24105106

F3-011-05/12-23

page 1 of 3



@clccalibration

REPORT OF CALIBRATION

FOR

NOMENCLATURE : VACUUM GAUGE
MANUFACTURER : QUALITYWELL
MODEL / TYPE : N/A
SERIAL NO. : VG01[RYG_FS0332]
DATE OF CALIBRATION : 03 October 2024

ENVIRONMENT CONDITIONS :

Temperature : $(23 \pm 2) ^\circ\text{C}$

Relative Humidity : $(55 \pm 10) \% \text{RH}$

PROCEDURE USED :

This instrument was calibrated under procedure No. **CLC-CPPP-05** according to **DKD-R 6-1** as calibration guidelines.

The calibration was performed by direct measurement with Document Process Calibrator and Pressure Module which maintained by the Calibration Laboratory Co., Ltd.

REFERENCE STANDARD USED :

Document Process Calibrator, Fluke Model 741B S/N. 8295020 with Pressure Module Model 700PD5 S/N. 89404505.

TRACEABILITY :

The measurements are traceable to International System of Units (SI), through National Institute of Metrology (Thailand).

Certificate No. MP-0040-24, Due Date 08 February 2025.

UNCERTAINTY :

The reported uncertainty is based on a standard uncertainty multiplied by coverage factor of $k = 2$. It has been evaluated according to the "Calibration of Pressure Gauges (DKD-R 6-1)" which provides a level of confidence approximately 95%.

Certificate No. **Q24105106**

F3-011-05/12-23

page 2 of 3



@clccalibration

CONDITION OF CALIBRATION ITEM : RECEIVED IN GOOD OPERATIONAL CONDITION

MEASUREMENT RESULTS : (X) without adjustment () adjustment

The DUC was exercised by applying a known pressure from its zero to full scale 1 times. Then 2 series of known gauge pressure were applied. The STD reading were recorded and the means value were reported in the table below.

CALIBRATION DATA

CORRECTION OF PRESSURE

DUC Test point (inHg)	STD Reading (kPa)		Conversion to inHg		Correction (inHg)	
	Up	Down	Up	Down	Up	Down
-10.0	-32.95	-32.98	-9.73	-9.74	+0.27	+0.26
-20.0	-67.18	-67.21	-19.84	-19.85	+0.16	+0.15
-26.0	-87.70	-87.73	-25.90	-25.91	+0.10	+0.09
-27.0	-91.15	-91.18	-26.92	-26.93	+0.08	+0.07
-28.0	-94.57	-94.57	-27.93	-27.93	+0.07	+0.07

Uncertainty of measurement ± 0.08 inHg

Transmitting fluid : Air.

Technical Note. Conversion factor 1 kPa ; 0.2953003 inHg

Note. The Scope of Accredited ANAB Certificate No. ACDM-2814 Version 012 Page 43 of 67

This report is valid for the above stated instrument/s only.

End of Certificate

Certificate No. Q24105106

F3-011-05/12-23

page 3 of 3



@clccalibration



Certificate of Calibration

Equipment:	SPECTROPHOTOMETER	Certificate No.:	C06250109
Model:	DR3900	Issued Date:	18 March 2025
Serial No. (or ID.):	2021761 (RYG_EN0179)	Job No.:	WO-00064379
Manufacturer:	HACH	Page:	1 of 3
Condition:	In Condition		

Customer: ALS Laboratory Group (Thailand) Co.,Ltd. (Rayong Branch)
616/10 Moo 5 T.Maenam Khu,
A.Pluakdaeng, Rayong 21140, Thailand.

Environment Condition:

Temperature	24.3	°C	±	0.3	°C
Humidity	60.0	%RH	±	4.4	%RH



Calibration Place: ALS Laboratory Group (Thailand) Co.,Ltd. (Rayong Branch)
(Wet Chemistry Lab)
616/10 Moo 5 T.Maenam Khu, A.Pluakdaeng, Rayong 21140, Thailand.

Calibration By: Mr.Preecha Phooarsai

Calibration Date: 18 March 2025

The Method used: In house method, CAL-WI-24, base on ASTM E 275-08 and ASTM E 387-04

Traceability: This certificate is traceable to the CRM maintained by National Institute of Standards and Technology (NIST) through Starna Scientific Limited.

The standard for Wavelength Certificate No. 111583 and 111584


The standard for Photometric Certificate No. 9114984

The standard for Stray light Certificate No. 111585



(Mr. Preecha Phooarsai)

Person in charge



(Miss Kaewkan Suradech)

Authorized signatory

This certificate is issued the units of measurement according to the International System of Units (SI). It provides traceability of measurement to international or national standard or other recognized national standard laboratories.

The measurement uncertainty stated is the expanded uncertainty which is obtained from the standard uncertainty multiplied by the coverage factor (k=2) to provide a level of confidence of approximately 95%. It is determined in accordance with the Guide to Expression of Uncertainty in Measurement (GUM).

These results may be affected by deviations from specified conditions. The results relate only to the items tested, calibrated or sampled. The report shall not be reproduced except in full without approval of DKSH Technology Limited.

บริษัท ดีเคเอสเอช เทคโนโลยี จำกัด

DKSH Technology Limited

2533 ถนนสุขุมวิท แขวงบางจาก เขตพระโขนง กรุงเทพมหานคร 10260

2533 Sukhumvit Road, Bangchak, Phrakhanong, Bangkok 10260

Phone: +66 2639 7000 Email: info.calibration@dksh.com Website: www.dksh.com/scientific-thailand

Calibration Results:
Without Adjustment
Wavelength Accuracy (nm), The spectral bandwidth of Std at 5 nm and UUC at 5 nm

Standard Wavelength	Unit Under Calibration	Correction	Uncertainty
418.40	418	0.40	0.59
537.00	536	1.00	0.59
638.00	638	0.00	0.59
747.61	748	-0.39	0.59
807.04	807	0.04	0.59

Photometric Accuracy (Absorbance)

Wavelength	Standard absorbance	Unit Under Calibration	Correction	Uncertainty
420 nm	0.0000	0.000	0.0000	0.0045
	0.2930	0.289	0.0040	0.0045
	0.5168	0.515	0.0018	0.0045
	1.0298	1.028	0.0018	0.0045
440 nm	0.0000	0.000	0.0000	0.0045
	0.2867	0.282	0.0047	0.0045
	0.5073	0.503	0.0043	0.0045
	1.0083	1.003	0.0053	0.0045
465 nm	0.0000	0.000	0.0000	0.0045
	0.2516	0.248	0.0036	0.0045
	0.4595	0.460	-0.0005	0.0045
	0.9334	0.935	-0.0016	0.0045
546.1 nm	0.0000	0.000	0.0000	0.0045
	0.2461	0.244	0.0021	0.0045
	0.4652	0.465	0.0002	0.0045
	0.9468	0.947	-0.0002	0.0045
590 nm	0.0000	0.000	0.0000	0.0045
	0.2594	0.257	0.0024	0.0045
	0.5040	0.503	0.0010	0.0045
	1.0032	1.001	0.0022	0.0045
635 nm	0.0000	0.000	0.0000	0.0045
	0.2579	0.256	0.0019	0.0045
	0.4971	0.496	0.0011	0.0045
	0.9720	0.971	0.0010	0.0045

Calibration Results:**Without Adjustment****Stray light ***

Standard: cut-off	UUC: Wavelength (nm)	UUC: Transmission (%T)	Absorbance (A)
391.44 +/- 0.11 nm	391	3.8	1.420

* Calibration Marked " Not TISI Accredited " in this Certificate have been included for completeness.

The End of Certificate

ใบตรวจสอบสภาพเครื่องวัดสิ่งแวดล้อม

เลขที่ใบงาน: WO-00064379

ชนิดเครื่องมือ: SPECTROPHOTOMETER

รุ่น: DR3900

หมายเลขเครื่อง: 2021761

ตรวจสอบ (รับ)		รายการตรวจเช็ค	ตรวจสอบ (ส่ง)		หมายเหตุ
18 Mar 2025			18 Mar 2025		
ปกติ	ไม่ปกติ		ปกติ	ไม่ปกติ	
		<i>General</i>			
<input checked="" type="checkbox"/>	<input type="checkbox"/>	1. ความสมบูรณ์เครื่อง	<input checked="" type="checkbox"/>	<input type="checkbox"/>	
<input checked="" type="checkbox"/>	<input type="checkbox"/>	2. ความสะอาด (ช่องใส่ตัวอย่าง, ภายใน-นอกเครื่อง)	<input checked="" type="checkbox"/>	<input type="checkbox"/>	
<input checked="" type="checkbox"/>	<input type="checkbox"/>	3. สวิตช์ ปิด – เปิด เครื่อง (On-Off Swicth)	<input checked="" type="checkbox"/>	<input type="checkbox"/>	
<input checked="" type="checkbox"/>	<input type="checkbox"/>	4. ปุ่มกด (Keypad)	<input checked="" type="checkbox"/>	<input type="checkbox"/>	
<input checked="" type="checkbox"/>	<input type="checkbox"/>	5. หน้าจอ (Display, Screen Contrast)	<input checked="" type="checkbox"/>	<input type="checkbox"/>	
		<i>Spectrophotometer</i>			
<input type="checkbox"/>	<input type="checkbox"/>	6. แรงดันไฟฟ้า (Battery Backup) ≥ 2.5 VDC	<input type="checkbox"/>	<input type="checkbox"/>	
<input type="checkbox"/>	<input type="checkbox"/>	7. ตัวหมุนเลือกความยาวคลื่น (Wavelength Control)	<input type="checkbox"/>	<input type="checkbox"/>	
<input checked="" type="checkbox"/>	<input type="checkbox"/>	8. ความยาวคลื่น (Wavelength Check)	<input checked="" type="checkbox"/>	<input type="checkbox"/>	807nm=807.3nm
<input type="checkbox"/>	<input type="checkbox"/>	9. แหล่งกำเนิดแสง (UV < 3,000 hour)	<input type="checkbox"/>	<input type="checkbox"/>	
<input checked="" type="checkbox"/>	<input type="checkbox"/>	10. แหล่งกำเนิดแสง (Visible < 5,000 hour)	<input checked="" type="checkbox"/>	<input type="checkbox"/>	
<input type="checkbox"/>	<input type="checkbox"/>	11. ช่องวัดหลายตัวอย่าง (Carousel Module)	<input type="checkbox"/>	<input type="checkbox"/>	
		<i>pH Meter and Conductivity Meter</i>			
<input type="checkbox"/>	<input type="checkbox"/>	12. อิเล็กโทรด (Electrode and Connection Cable)	<input type="checkbox"/>	<input type="checkbox"/>	
<input type="checkbox"/>	<input type="checkbox"/>	13. ระดับสารละลายใน Electrode (Level KCl)	<input type="checkbox"/>	<input type="checkbox"/>	
<input type="checkbox"/>	<input type="checkbox"/>	14. ฝาปิดกันปลาย Electrode (Dust Protection Hood)	<input type="checkbox"/>	<input type="checkbox"/>	
<input type="checkbox"/>	<input type="checkbox"/>	15. ขาจับอิเล็กโทรด (Stand)	<input type="checkbox"/>	<input type="checkbox"/>	
		<i>Turbidimeter</i>			
<input type="checkbox"/>	<input type="checkbox"/>	16. ค่าความขุ่นที่ต่ำสุด (No Sample)	<input type="checkbox"/>	<input type="checkbox"/>	
<input type="checkbox"/>	<input type="checkbox"/>	17. ระดับการส่องสว่างของแสง (≥ 2.5 ไม่เกิน 3.0)	<input type="checkbox"/>	<input type="checkbox"/>	
		<i>Automatic titrator</i>			
<input type="checkbox"/>	<input type="checkbox"/>	18. สภาพ Piston Burettes	<input type="checkbox"/>	<input type="checkbox"/>	
<input type="checkbox"/>	<input type="checkbox"/>	19. Function Rinsing and Dosing	<input type="checkbox"/>	<input type="checkbox"/>	
<input type="checkbox"/>	<input type="checkbox"/>	20. ระบบท่อสายยางและอุปกรณ์ประกอบ	<input type="checkbox"/>	<input type="checkbox"/>	

เพิ่มเติม/ข้อแนะนำ :

Mr.Preecha Phooarsai

Service Engineer

Certificate of Calibration

Customer



Name : ALS Laboratory Group Thailand Co., Ltd. **Certificate No** : 25-ACT-010
Address : 104 Soi Phatthanakan 40, Phatthanakan Road, Suan Luang, **Request No** : Req-2025-0091
Bangkok 10250

Unit Under Calibration Details

Measurement item : Acoustic Calibrator Class : 1
Manufacturer : RION Range : 94 dB / 1000 Hz
Model : NC-74 Instrument Status : Used
Serial Number : 34178121
ID : RYG_FS0213

Calibration Environment and Details

Temperature : (23 \pm 2 °C)
Humidity : (50 \pm 20 %RH)
Barometric Pressure : (1013 \pm 10.0 hPa)
Received Date : 15 January 2025
Calibration Date : 16 January 2025
Location of Calibration : LAB 1 Acoustic
Calibration Procedure : In-house method CP-ACT-02 based on IEC 60942:2017 Electroacoustics - Sound calibrators


REVIEW BY 
APPROVED BY 
NEXT CAL DATE 16/01/26


Reference Standard	Model	Serial Number	Traceable	Due Calibration
Sound Calibrator	SV 35A	58079	EEI	12 June 2025
THD Multimeter	2015	1047765	NIMT	16 January 2025

Traceability : This certificate provides traceability of measurement to recognized national standard, and to the realization of the international System of Units (SI).

Note

The reported uncertainty is based on standard uncertainty multiplied by the Coverage Factor $k=2$, providing a level of confidence approximately 95 %.

Calibrated By : 
Mr. Noppadon Luangart
Service Calibration Engineer

Approved By : 
Mr. Pacit Mathavorn
Calibration Engineer Supervisor

Issue Date : 16 January 2025

Certificate No : 25-ACT-010

Request No : Req-2025-0091

Sound pressure level

Calibration Results : Without Adjustment

Calibration Range (dB)	Without Adjustment (dB)		Adjustment (dB)		Uncertainty (± dB)	Acceptance limit Class 1 (± dB)	Result
	Measured	Deviated value	Measured	Deviated value			
94 dB / 1000 Hz	94.11	0.11	-	-	0.13	0.25	Pass

Frequency of Sound pressure level

Calibration Range (Hz)	Without Adjustment		Adjustment		Uncertainty (± %)	Acceptance limit Class 1 (± %)	Result
	Measured (Hz)	Deviated	Measured (Hz)	Deviated			
94 dB / 1000 Hz	1000.00	0.00	-	-	0.01	0.70	Pass

Total Harmonic Distortion plus Noise of Sound pressure level (THD+N %)

Calibration Range (Hz)	Without Adjustment	Adjustment	Uncertainty (± %)	Acceptance limit Class 1 (± %)	Result
	Measured (%)	Measured (%)			
94 dB / 1000 Hz	1.21	-	0.40	2.5	Pass

Note :

Function	Maximum-permitted Uncertainty of measurement
Sound pressure level	0.15 dB
Frequency	0.20%
Total distortion+noise	0.50%

- Acceptance limit was IEC60942:2017 Class 1
- The calibration results exclude the calibrator pressure correction
- The calibration results exclude the microphone volume correction

Certificate No : 25-ACT-010

Request No : Req-2025-0091

Decision Rule for Statements of Conformity

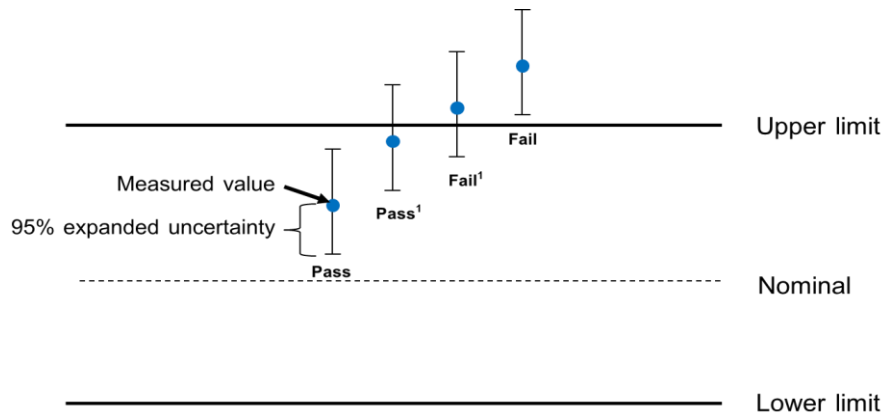
The standard decision rule employed for the statements of conformity to each calibration result will be applied using ILAC-G8:09/2019; Guidelines on the Reporting of Compliance with Specification as following Fig. and statements

Pass = The measurement result plus the expanded uncertainty with a 95% coverage probability were within the limit.

Pass¹ = The measurement result was within the limit. However, a portion of the expanded uncertainty of measurement at 95% exceeds the limit.

Fail¹ = The measurement result was out of the limit. However, a portion of the expanded uncertainty of measurement at 95% is within the limit.

Fail = The measurement result plus the expanded uncertainty with a 95% coverage probability were outside the limit.



End of Calibration

Cert. No. : ACL25104

Pages : 1 of 8

Calibration Certificate

Equipment : SOUND LEVEL METER
Manufacturer : RION
Model : NL-42 / Microphone UC-52 / Preamplifier NH-24
Serial No.: 00296517 / 135220 / 87527
ID No.: RYG_FS0434

Condition As Found : GOOD

Customer : ALS LABORATORY GROUP (THAILAND) CO., LTD.
104 PHATTHANAKAN 40, PHATTHANAKAN ROAD,
KHWAEANG PHATTHANAKAN, KHET SUAN LUANG,
BANGKOK, 10250 THAILAND.

Location : -
Ambient Temperature : (23.0 \pm 3) °C
Pressure : (101.3 \pm 3) kPa
Relative Humidity : (50.0 \pm 20) %

Received Date : 14 JANUARY 2025
Calibration Date : 27-29 JANUARY 2025
Date of Issue : 30 JANUARY 2025

REVIEW BY *Supt. S.*

APPROVED BY *[Signature]*

NEXT CAL DATE..... 26/ 01/ 2026

Calibrated by :

Nathakorn Pisutpaisan

Approved by :

T. Petch.
(Thanakul Petchurai)

This certificate is issued in accordance with the requirements of ISO/IEC 17025 standard, may not be reproduced other than in full, except with the prior written approval of the head of Calibration Laboratory.

Cert. No. : ACL25104

Job No. : VC68AC0064

Pages : 2 of 8

Calibration Procedure : CP-AC-01**Calibration Method :**

This equipment was calibrated by follow on IEC-61672-3 (2013) Standard for sound level meter (SLM).

The SLM had tests to Acoustical and Electrical signal tests of frequency weighting with Anechoic chamber and Reference Standard Instruments.

For tests results of each items were made by observation of each Instruments display and also with SLM's display.

Condition of this result of calibration :

1. Reference Standard Instruments :

<u>Instrument</u>	<u>Model</u>	<u>Serial No.</u>	<u>Cert. No.</u>	<u>Due Date</u>
Waveform Generator	33210A	MY48017076	EF-0009-24	05-FEB-25
Waveform Generator	33511B	MY52302742	EF-0007-24	05-FEB-25
Digital Multimeter	33461A	MY53220104	EEL.BP 21/0267	13-FEB-25
Digital Multimeter	33461A	MY53220076	EEL.BP 20/0267	15-FEB-25
Digital Multimeter	34461A	MY60024273	EEL.BP 22/0267	15-FEB-25
Programmable Attenuator	MAT-1070	62100114	EF-0008-24	05-FEB-25
Condenser Microphone	4180	2977900	AA-1001-24	12-FEB-25
Measuring Amplifier	NA-42KAI	34560495	AA-3001-24	05-FEB-25

2. This result of calibration was found accurate as shown on date and place of calibration for this calibrated item only.

3. This certificate is traceable to the international system of unit maintained at :

3.1 National Institute of Metrology (Thailand).

3.2 Thailand Institute of Scientific and Technological Research (TISTR).



Cert. No. : ACL25104
Job No. : VC68AC0064
Pages : 3 of 8

Summary of Measurement Result :

Parameter	Uncertainty (dB)	Maximum-permitted uncertainty of measurement (dB)
1. Absolute sensitivity	0.2	N/A
2. Self-generated noise	0.2	N/A
3. Acoustical signal tests of frequency weightings		
125 Hz	0.3	0.6
1000 Hz	0.3	0.6
8000 Hz	0.3	0.7
4. Electrical signal tests of frequency weightings		
For 10 Hz to 4 kHz	0.3	0.6
For > 4 kHz to 10 kHz	0.3	0.7
For > 10 kHz to 20 kHz	0.3	1.0
5. Frequency and time weightings at 1 kHz	0.2	0.2
6. Long - term stability	0.1	0.1
7. Level linearity on the reference level range	0.2	0.3
8. Level linearity including the level range control	0.2	0.3
9. Tone burst response	0.2	0.3
10. Peak C sound level	0.2	0.35
11. Overload indication	0.2	0.25
12. High level stability	0.1	0.1

T. Petch

Cert. No. : ACL25104
Job No. : VC68AC0064
Page : 4 of 8

Result of calibration :

1. Absolute sensitivity

Reference Acoustic Signal (dB)	Measured Value (dB)	Deviation (dB)	Acceptance Limit (dB)
93.9 (93.94)	93.9	0.0	±0.3

2. Self-generated noise

2.1 Normal test

Measured Value (dB)
17.2

2.2 The microphone of the sound level meter was replaced by electrical signal input device.

Frequency Weighting	Weighting (dB)
A - weight	14.6
C - weight	20.5
Flat	26.1

3. Acoustical signal tests of frequency weightings

Meter free-field acoustic response at a level of 84 dB

Frequency (Hz)	Deviation from various frequency weighting response curve (dB)			
	Flat	C-weight	A-weight	Acceptance Limits
125	-0.1	-0.1	-0.1	± 1.5
1000	-0.2	-0.2	-0.2	± 1.0
8000	0.2	0.2	0.2	±5.0

G. Ketch.

Cert. No. : ACL25104
Job No. : VC68AC0064
Pages : 5 of 8

4. Electrical signal tests of frequency weightings

Weighting network response with relative to 1 kHz.

Frequency (Hz)	Deviation from various frequency weighting response curve (dB)			
	Flat	C-weight	A-weight	Acceptance Limits
63	-0.1	0.0	0.0	±2.0
125	0.0	0.0	0.0	±1.5
250	0.0	0.0	0.0	±1.5
500	0.0	0.0	0.0	±1.5
1000	0.0	0.0	0.0	±1.0
2000	0.0	0.0	0.0	±2.0
4000	0.0	0.0	0.0	±3.0
8000	0.0	0.1	0.1	±5.0

5. Frequency and time weightings at 1 kHz

5.1 Frequency weightings at 1 kHz

Frequency Weighting	Anticipated Value (dB)	Measured Value (dB)	Deviated Value (dB)	Acceptance Limits (dB)
A - weight	94.0	94.0	0.0	± 0.2
C - weight	94.0	94.0	0.0	± 0.2
Flat	94.0	94.0	0.0	± 0.2

5.2 Time weighting at 1 kHz

Frequency Weighting	Anticipated Value (dB)	Measured Value (dB)	Deviated Value (dB)	Acceptance Limits (dB)
Fast	94.0	94.0	0.0	± 0.1
Slow	94.0	94.0	0.0	± 0.1
Leq	94.0	94.0	0.0	± 0.1

6. Long - term stability

Frequency Weighting	SLM Display at initial (dB)	SLM Display at final (dB)	Deviated Value (dB)	Acceptance Limits (dB)
A - weight	94.0	94.0	0.0	± 0.3

G. Retchu.

Cert. No. : ACL25104
Job No. : VC68AC0064
Pages : 6 of 8

7. Level linearity on the reference level range

Anticipated Value (dB)	Measured Value (dB)	Deviated Value (dB)	Acceptance Limits (dB)
137.0	137.0	0.0	± 1.1
136.0	136.0	0.0	± 1.1
135.0	135.0	0.0	± 1.1
134.0	134.0	0.0	± 1.1
133.0	133.0	0.0	± 1.1
132.0	132.0	0.0	± 1.1
131.0	131.0	0.0	± 1.1
129.0	129.0	0.0	± 1.1
124.0	124.0	0.0	± 1.1
119.0	119.0	0.0	± 1.1
114.0	114.0	0.0	± 1.1
109.0	109.0	0.0	± 1.1
104.0	104.0	0.0	± 1.1
99.0	99.0	0.0	± 1.1
94.0	94.0	0.0	± 1.1
89.0	89.0	0.0	± 1.1
84.0	84.0	0.0	± 1.1
79.0	79.0	0.0	± 1.1
74.0	74.0	0.0	± 1.1
69.0	69.0	0.0	± 1.1
64.0	63.9	-0.1	± 1.1
59.0	59.0	0.0	± 1.1
54.0	53.9	-0.1	± 1.1
49.0	48.9	-0.1	± 1.1
44.0	43.9	-0.1	± 1.1
39.0	38.9	-0.1	± 1.1
34.0	33.9	-0.1	± 1.1
30.0	29.9	-0.1	± 1.1
29.0	28.9	-0.1	± 1.1
28.0	27.9	-0.1	± 1.1
27.0	26.9	-0.1	± 1.1
26.0	25.9	-0.1	± 1.1
25.0	24.8	-0.2	± 1.1

T. LeJohn

Cert. No. : ACL25104
Job No. : VC68AC0064
Pages : 7 of 8

8. Level linearity including the level range control

Range	Anticipated Value (dB)	Measured Value (dB)	Deviated Value (dB)	Acceptance Limits (dB)
130	94.0	94.0	0.0	±1.1

Range	Anticipated Value (dB)	Measured Value (dB)	Deviated Value (dB)	Acceptance Limits (dB)
130	29.0	28.9	-0.1	±1.1

9. Tone burst response

Time Weighting	Tone burst duration, Tb (ms)	Cycle	Anticipated Value (dB)	Measured Value (dB)	Deviated Value (dB)	Acceptance Limits (dB)
Fast	0.25	1	108.0	107.9	-0.1	1.5 ; -5.0
	2	8	117.0	117.0	0.0	1.0 ; -2.5
	200	800	134.0	134.0	0.0	±1.0
Slow	2	8	108.0	108.0	0.0	1.5 ; -5.0
	200	800	127.6	127.6	0.0	±1.0
SEL	0.25	1	99.0	98.9	-0.1	1.5 ; -5.0
	2	8	108.0	108.0	0.0	1.0 ; -2.5
	200	800	128.0	128.0	0.0	±1.0

T. Petch.

Cert. No. : ACL25104
Job No. : VC68AC0064
Pages : 8 of 8

10. Peak C sound level

Number of cycle in test signal	Anticipated Value (dB)	Measured Value, L _{cpeak} (dB)	Deviated Value (dB)	Acceptance Limits (dB)
Continuous	130.0	130.0	0.0	±3.0
One	133.4	133.3	-0.1	±3.0

Number of cycle in test signal	Anticipated Value (dB)	Measured Value (dB)	Deviated Value (dB)	Acceptance Limits (dB)
Continuous	133.0	133.0	0.0	±2.0
Positive half cycle	135.4	135.2	-0.2	±2.0
Negative half cycle	135.4	135.2	-0.2	±2.0

11. Overload indication

Measured value (dB)		Deviated Value (dB)	Acceptance Limits (dB)
Positive one-half cycle	Negative one-half cycle		
89.5	89.6	0.1	±1.5

12. High level stability

Frequency Weighting	SLM Display at initial (dB)	SLM Display at final (dB)	Deviated Value (dB)	Acceptance Limits (dB)
A - weight	137.0	137.0	0.0	±0.3

The reported uncertainty is based on a standard uncertainty multiplied by coverage factor $k = 2$
or any value following calculation, providing a level of confidence of approximately 95 %

End of Calibration Certificate

G. Petch

Cert. No. : ACL25100

Pages : 1 of 8

Calibration Certificate

Equipment : SOUND LEVEL METER
Manufacturer : RION
Model : NL-42 / Microphone UC-52 / Preamplifier NH-24
Serial No.: 00472126 / 158778 / 88180
ID No.: RYG_FS0301

Condition As Found : GOOD

Customer : ALS LABORATORY GROUP (THAILAND) CO., LTD.
104 PHATTHANAKAN 40, PHATTHANAKAN ROAD,
KHWAEANG PHATTHANAKAN, KHET SUAN LUANG,
BANGKOK, 10250 THAILAND.

Location : -
Ambient Temperature : (23.0 \pm 3) °C
Pressure : (101.3 \pm 3) kPa
Relative Humidity : (50.0 \pm 20) %

Received Date : 14 JANUARY 2025
Calibration Date : 27-29 JANUARY 2025
Date of Issue : 30 JANUARY 2025

REVIEW BY *Supt S*

APPROVED BY *[Signature]*

NEXT CAL DATE.....26/ 01/ 2026

Calibrated by :

Nathakorn Pisutpaisan

Approved by :

T. Petch.
(Thanakul Petchurai)

This certificate is issued in accordance with the requirements of ISO/IEC 17025 standard, may not be reproduced other than in full, except with the prior written approval of the head of Calibration Laboratory.

Cert. No. : ACL25100**Job No. : VC68AC0064****Pages : 2 of 8****Calibration Procedure : CP-AC-01****Calibration Method :**

This equipment was calibrated by follow on IEC-61672-3 (2013) Standard for sound level meter (SLM).

The SLM had tests to Acoustical and Electrical signal tests of frequency weighting with Anechoic chamber and Reference Standard Instruments.

For tests results of each items were made by observation of each Instruments display and also with SLM's display.

Condition of this result of calibration :**1. Reference Standard Instruments :**

<u>Instrument</u>	<u>Model</u>	<u>Serial No.</u>	<u>Cert. No.</u>	<u>Due Date</u>
Waveform Generator	33210A	MY48017076	EF-0009-24	05-FEB-25
Waveform Generator	33511B	MY52302742	EF-0007-24	05-FEB-25
Digital Multimeter	33461A	MY53220104	EEL.BP 21/0267	13-FEB-25
Digital Multimeter	33461A	MY53220076	EEL.BP 20/0267	15-FEB-25
Digital Multimeter	34461A	MY60024273	EEL.BP 22/0267	15-FEB-25
Programmable Attenuator	MAT-1070	62100114	EF-0008-24	05-FEB-25
Condenser Microphone	4180	2977900	AA-1001-24	12-FEB-25
Measuring Amplifier	NA-42KAI	34560495	AA-3001-24	05-FEB-25

2. This result of calibration was found accurate as shown on date and place of calibration for this calibrated item only.

3. This certificate is traceable to the international system of unit maintained at :

3.1 National Institute of Metrology (Thailand).

3.2 Thailand Institute of Scientific and Technological Research (TISTR).



Cert. No. : ACL25100
Job No. : VC68AC0064
Pages : 3 of 8

Summary of Measurement Result :

Parameter	Uncertainty (dB)	Maximum-permitted uncertainty of measurement (dB)
1. Absolute sensitivity	0.2	N/A
2. Self-generated noise	0.2	N/A
3. Acoustical signal tests of frequency weightings		
125 Hz	0.3	0.6
1000 Hz	0.3	0.6
8000 Hz	0.3	0.7
4. Electrical signal tests of frequency weightings		
For 10 Hz to 4 kHz	0.3	0.6
For > 4 kHz to 10 kHz	0.3	0.7
For > 10 kHz to 20 kHz	0.3	1.0
5. Frequency and time weightings at 1 kHz	0.2	0.2
6. Long - term stability	0.1	0.1
7. Level linearity on the reference level range	0.2	0.3
8. Level linearity including the level range control	0.2	0.3
9. Tone burst response	0.2	0.3
10. Peak C sound level	0.2	0.35
11. Overload indication	0.2	0.25
12. High level stability	0.1	0.1

T. Reichen.

Cert. No. : ACL25100
Job No. : VC68AC0064
Page : 4 of 8

Result of calibration :

1. Absolute sensitivity

Reference Acoustic Signal (dB)	Measured Value (dB)	Deviation (dB)	Acceptance Limit (dB)
93.9 (93.94)	93.9	0.0	±0.3

2. Self-generated noise

2.1 Normal test

Measured Value (dB)
13.6

2.2 The microphone of the sound level meter was replaced by electrical signal input device.

Frequency Weighting	Weighting (dB)
A - weight	9.9
C - weight	16.4
Flat	22.2

3. Acoustical signal tests of frequency weightings

Meter free-field acoustic response at a level of 84 dB

Frequency (Hz)	Deviation from various frequency weighting response curve (dB)			
	Flat	C-weight	A-weight	Acceptance Limits
125	0.7	0.8	0.9	± 1.5
1000	0.1	0.1	0.1	± 1.0
8000	-3.2	-3.2	-3.8	±5.0

T. Ketch...

Cert. No. : ACL25100
Job No. : VC68AC0064
Pages : 5 of 8

4. Electrical signal tests of frequency weightings

Weighting network response with relative to 1 kHz.

Frequency (Hz)	Deviation from various frequency weighting response curve (dB)			
	Flat	C-weight	A-weight	Acceptance Limits
63	-0.1	0.0	0.0	±2.0
125	0.0	0.0	0.0	±1.5
250	0.0	0.0	-0.1	±1.5
500	0.0	0.0	-0.1	±1.5
1000	0.0	0.0	0.0	±1.0
2000	0.0	0.0	0.0	±2.0
4000	0.0	0.0	0.0	±3.0
8000	0.0	0.0	0.0	±5.0

5. Frequency and time weightings at 1 kHz

5.1 Frequency weightings at 1 kHz

Frequency Weighting	Anticipated Value (dB)	Measured Value (dB)	Deviated Value (dB)	Acceptance Limits (dB)
A - weight	94.0	94.0	0.0	± 0.2
C - weight	94.0	94.0	0.0	± 0.2
Flat	94.0	94.0	0.0	± 0.2

5.2 Time weighting at 1 kHz

Frequency Weighting	Anticipated Value (dB)	Measured Value (dB)	Deviated Value (dB)	Acceptance Limits (dB)
Fast	94.0	94.0	0.0	± 0.1
Slow	94.0	94.0	0.0	± 0.1
Leq	94.0	94.0	0.0	± 0.1

6. Long - term stability

Frequency Weighting	SLM Display at initial (dB)	SLM Display at final (dB)	Deviated Value (dB)	Acceptance Limits (dB)
A - weight	94.0	94.0	0.0	± 0.3

T. Petcha

Cert. No. : ACL25100

Job No. : VC68AC0064

Pages : 6 of 8

7. Level linearity on the reference level range

Anticipated Value (dB)	Measured Value (dB)	Deviated Value (dB)	Acceptance Limits (dB)
137.0	137.0	0.0	± 1.1
136.0	136.0	0.0	± 1.1
135.0	135.1	0.1	± 1.1
134.0	134.1	0.1	± 1.1
133.0	133.0	0.0	± 1.1
132.0	132.0	0.0	± 1.1
131.0	131.0	0.0	± 1.1
129.0	129.1	0.1	± 1.1
124.0	124.0	0.0	± 1.1
119.0	119.1	0.1	± 1.1
114.0	114.1	0.1	± 1.1
109.0	109.1	0.1	± 1.1
104.0	104.1	0.1	± 1.1
99.0	99.1	0.1	± 1.1
94.0	94.0	0.0	± 1.1
89.0	89.0	0.0	± 1.1
84.0	84.0	0.0	± 1.1
79.0	79.0	0.0	± 1.1
74.0	74.0	0.0	± 1.1
69.0	69.0	0.0	± 1.1
64.0	64.0	0.0	± 1.1
59.0	59.0	0.0	± 1.1
54.0	54.0	0.0	± 1.1
49.0	49.0	0.0	± 1.1
44.0	44.0	0.0	± 1.1
39.0	39.0	0.0	± 1.1
34.0	34.0	0.0	± 1.1
30.0	30.0	0.0	± 1.1
29.0	28.9	-0.1	± 1.1
28.0	28.0	0.0	± 1.1
27.0	27.0	0.0	± 1.1
26.0	26.0	0.0	± 1.1
25.0	25.0	0.0	± 1.1

T. Petchu.

Cert. No. : ACL25100
Job No. : VC68AC0064
Pages : 7 of 8

8. Level linearity including the level range control

Range	Anticipated Value (dB)	Measured Value (dB)	Deviated Value (dB)	Acceptance Limits (dB)
130	94.0	94.0	0.0	±1.1

Range	Anticipated Value (dB)	Measured Value (dB)	Deviated Value (dB)	Acceptance Limits (dB)
130	29.0	29.0	0.0	±1.1

9. Tone burst response

Time Weighting	Tone burst duration, Tb (ms)	Cycle	Anticipated Value (dB)	Measured Value (dB)	Deviated Value (dB)	Acceptance Limits (dB)
Fast	0.25	1	108.0	107.9	-0.1	1.5 ; -5.0
	2	8	117.0	116.9	-0.1	1.0 ; -2.5
	200	800	134.0	134.0	0.0	±1.0
Slow	2	8	108.0	108.0	0.0	1.5 ; -5.0
	200	800	127.6	127.6	0.0	±1.0
SEL	0.25	1	99.0	98.8	-0.2	1.5 ; -5.0
	2	8	108.0	107.9	-0.1	1.0 ; -2.5
	200	800	128.0	128.0	0.0	±1.0

T. Petchu.

Cert. No. : ACL25100
Job No. : VC68AC0064
Pages : 8 of 8

10. Peak C sound level

Number of cycle in test signal	Anticipated Value (dB)	Measured Value, Lcpeak (dB)	Deviated Value (dB)	Acceptance Limits (dB)
Continuous	130.0	130.0	0.0	±3.0
One	133.4	133.4	0.0	±3.0

Number of cycle in test signal	Anticipated Value (dB)	Measured Value (dB)	Deviated Value (dB)	Acceptance Limits (dB)
Continuous	133.0	133.0	0.0	±2.0
Positive half cycle	135.4	135.1	-0.3	±2.0
Negative half cycle	135.4	135.1	-0.3	±2.0

11. Overload indication

Measured value (dB)		Deviated Value (dB)	Acceptance Limits (dB)
Positive one-half cycle	Negative one-half cycle		
89.5	89.5	0.0	±1.5

12. High level stability

Frequency Weighting	SLM Display at initial (dB)	SLM Display at final (dB)	Deviated Value (dB)	Acceptance Limits (dB)
A - weight	137.0	137.0	0.0	±0.3

The reported uncertainty is based on a standard uncertainty multiplied by coverage factor $k = 2$
or any value following calculation, providing a level of confidence of approximately 95 %

End of Calibration Certificate

G. Petchu.

SITHIPORN ASSOCIATES CO., LTD.
CALIBRATION LABORATORY

451-451/1 Sirinthorn Road, Bangbumru, Bangplud, Bangkok, 10700 Thailand
Tel. +66 2433 8331 Email : calibration@sithiporn.com

SITHIPORN
associates



Cert. No. : ACL25087

Pages : 1 of 8

Calibration Certificate

Equipment : SOUND LEVEL METER
Manufacturer : RION
Model : NL-42 / Microphone UC-52 / Preamplifier NH-24
Serial No.: 00734220 / 157226 / 34371
ID No.: RYG_FS0026

Condition As Found : GOOD

Customer : ALS LABORATORY GROUP (THAILAND) CO., LTD.
104 PHATTHANAKAN 40, PHATTHANAKAN ROAD,
KHWAEANG PHATTHANAKAN, KHET SUAN LUANG,
BANGKOK, 10250 THAILAND.

Location : -
Ambient Temperature : (23.0 \pm 3) °C
Pressure : (101.3 \pm 3) kPa
Relative Humidity : (50.0 \pm 20) %

Received Date : 07 JANUARY 2025
Calibration Date : 27 JANUARY 2025
Date of Issue : 28 JANUARY 2025

REVIEW BY *Supt S.*

APPROVED BY *[Signature]*

NEXT CAL DATE..... 27/ 01/ 2026

Calibrated by :

Nathakorn Pisutpaisan

Approved by :

[Signature]
(Thanakul Petchurai)

This certificate is issued in accordance with the requirements of ISO/IEC 17025 standard, may not be reproduced other than in full, except with the prior written approval of the head of Calibration Laboratory.

Cert. No. : ACL25087**Job No. : VC68AC0059****Pages : 2 of 8****Calibration Procedure : CP-AC-01****Calibration Method :**

This equipment was calibrated by follow on IEC-61672-3 (2013) Standard for sound level meter (SLM).

The SLM had tests to Acoustical and Electrical signal tests of frequency weighting with Anechoic chamber and Reference Standard Instruments.

For tests results of each items were made by observation of each Instruments display and also with SLM's display.

Condition of this result of calibration :**1. Reference Standard Instruments :**

<u>Instrument</u>	<u>Model</u>	<u>Serial No.</u>	<u>Cert. No.</u>	<u>Due Date</u>
Waveform Generator	33210A	MY48017076	EF-0009-24	05-FEB-25
Waveform Generator	33511B	MY52302742	EF-0007-24	05-FEB-25
Digital Multimeter	33461A	MY53220104	EEL.BP 21/0267	13-FEB-25
Digital Multimeter	33461A	MY53220076	EEL.BP 20/0267	15-FEB-25
Digital Multimeter	34461A	MY60024273	EEL.BP 22/0267	15-FEB-25
Programmable Attenuator	MAT-1070	62100114	EF-0008-24	05-FEB-25
Condenser Microphone	4180	2977900	AA-1001-24	12-FEB-25
Measuring Amplifier	NA-42KAI	34560495	AA-3001-24	05-FEB-25

2. This result of calibration was found accurate as shown on date and place of calibration for this calibrated item only.

3. This certificate is traceable to the international system of unit maintained at :

3.1 National Institute of Metrology (Thailand).

3.2 Thailand Institute of Scientific and Technological Research (TISTR).



Cert. No. : ACL25087
Job No. : VC68AC0059
Pages : 3 of 8

Summary of Measurement Result :

Parameter	Uncertainty (dB)	Maximum-permitted uncertainty of measurement (dB)
1. Absolute sensitivity	0.2	N/A
2. Self-generated noise	0.2	N/A
3. Acoustical signal tests of frequency weightings		
125 Hz	0.3	0.6
1000 Hz	0.3	0.6
8000 Hz	0.3	0.7
4. Electrical signal tests of frequency weightings		
For 10 Hz to 4 kHz	0.3	0.6
For > 4 kHz to 10 kHz	0.3	0.7
For > 10 kHz to 20 kHz	0.3	1.0
5. Frequency and time weightings at 1 kHz	0.2	0.2
6. Long - term stability	0.1	0.1
7. Level linearity on the reference level range	0.2	0.3
8. Level linearity including the level range control	0.2	0.3
9. Tone burst response	0.2	0.3
10. Peak C sound level	0.2	0.35
11. Overload indication	0.2	0.25
12. High level stability	0.1	0.1

T. Peterson

Cert. No. : ACL25087

Job No. : VC68AC0059

Page : 4 of 8

Result of calibration :

1. Absolute sensitivity

Reference Acoustic Signal (dB)	Measured Value (dB)	Deviation (dB)	Acceptance Limit (dB)
93.9 (93.94)	93.9	0.0	±0.3

2. Self-generated noise

2.1 Normal test

Measured Value (dB)
13.1

2.2 The microphone of the sound level meter was replaced by electrical signal input device.

Frequency Weighting	Weighting (dB)
A - weight	9.8
C - weight	16.2
Flat	22.1

3. Acoustical signal tests of frequency weightings

Meter free-field acoustic response at a level of 84 dB

Frequency (Hz)	Deviation from various frequency weighting response curve (dB)			
	Flat	C-weight	A-weight	Acceptance Limits
125	1.5	1.5	1.5	± 1.5
1000	0.1	0.1	0.1	± 1.0
8000	-4.2	-4.2	-4.2	±5.0

T. Ketch.

Cert. No. : ACL25087
Job No. : VC68AC0059
Pages : 5 of 8

4. Electrical signal tests of frequency weightings

Weighting network response with relative to 1 kHz.

Frequency (Hz)	Deviation from various frequency weighting response curve (dB)			
	Flat	C-weight	A-weight	Acceptance Limits
63	-0.1	-0.1	0.0	±2.0
125	0.0	0.0	0.0	±1.5
250	0.0	-0.1	-0.1	±1.5
500	0.0	0.0	-0.1	±1.5
1000	0.0	0.0	0.0	±1.0
2000	-0.1	0.0	0.0	±2.0
4000	-0.1	0.0	-0.1	±3.0
8000	-0.1	0.0	-0.1	±5.0

5. Frequency and time weightings at 1 kHz

5.1 Frequency weightings at 1 kHz

Frequency Weighting	Anticipated Value (dB)	Measured Value (dB)	Deviated Value (dB)	Acceptance Limits (dB)
A - weight	94.0	94.0	0.0	± 0.2
C - weight	94.0	94.0	0.0	± 0.2
Flat	94.0	94.0	0.0	± 0.2

5.2 Time weighting at 1 kHz

Frequency Weighting	Anticipated Value (dB)	Measured Value (dB)	Deviated Value (dB)	Acceptance Limits (dB)
Fast	94.0	94.0	0.0	± 0.1
Slow	94.0	93.9	-0.1	± 0.1
Leq	94.0	94.0	0.0	± 0.1

6. Long - term stability

Frequency Weighting	SLM Display at initial (dB)	SLM Display at final (dB)	Deviated Value (dB)	Acceptance Limits (dB)
A - weight	94.0	94.1	0.1	± 0.3

T. Petch

Cert. No. : ACL25087

Job No. : VC68AC0059

Pages : 6 of 8

7. Level linearity on the reference level range

Anticipated Value (dB)	Measured Value (dB)	Deviated Value (dB)	Acceptance Limits (dB)
137.0	137.0	0.0	± 1.1
136.0	136.0	0.0	± 1.1
135.0	135.0	0.0	± 1.1
134.0	134.0	0.0	± 1.1
133.0	133.0	0.0	± 1.1
132.0	132.0	0.0	± 1.1
131.0	131.0	0.0	± 1.1
129.0	129.0	0.0	± 1.1
124.0	124.0	0.0	± 1.1
119.0	119.0	0.0	± 1.1
114.0	114.0	0.0	± 1.1
109.0	109.0	0.0	± 1.1
104.0	104.1	0.1	± 1.1
99.0	99.0	0.0	± 1.1
94.0	94.0	0.0	± 1.1
89.0	89.0	0.0	± 1.1
84.0	84.0	0.0	± 1.1
79.0	79.0	0.0	± 1.1
74.0	74.0	0.0	± 1.1
69.0	69.0	0.0	± 1.1
64.0	64.0	0.0	± 1.1
59.0	59.0	0.0	± 1.1
54.0	54.0	0.0	± 1.1
49.0	49.0	0.0	± 1.1
44.0	44.0	0.0	± 1.1
39.0	39.0	0.0	± 1.1
34.0	34.0	0.0	± 1.1
30.0	30.0	0.0	± 1.1
29.0	29.0	0.0	± 1.1
28.0	28.0	0.0	± 1.1
27.0	27.0	0.0	± 1.1
26.0	26.0	0.0	± 1.1
25.0	25.0	0.0	± 1.1

T. Petch

Cert. No. : ACL25087
Job No. : VC68AC0059
Pages : 7 of 8

8. Level linearity including the level range control

Range	Anticipated Value (dB)	Measured Value (dB)	Deviated Value (dB)	Acceptance Limits (dB)
130	94.0	94.0	0.0	±1.1

Range	Anticipated Value (dB)	Measured Value (dB)	Deviated Value (dB)	Acceptance Limits (dB)
130	29.0	29.8	0.8	±1.1

9. Tone burst response

Time Weighting	Tone burst duration, Tb (ms)	Cycle	Anticipated Value (dB)	Measured Value (dB)	Deviated Value (dB)	Acceptance Limits (dB)
Fast	0.25	1	108.0	107.9	-0.1	1.5 ; -5.0
	2	8	117.0	117.0	0.0	1.0 ; -2.5
	200	800	134.0	134.1	0.1	±1.0
Slow	2	8	108.0	108.0	0.0	1.5 ; -5.0
	200	800	127.6	127.6	0.0	±1.0
SEL	0.25	1	99.0	98.9	-0.1	1.5 ; -5.0
	2	8	108.0	108.0	0.0	1.0 ; -2.5
	200	800	128.0	128.1	0.1	±1.0

T. Petcha

Cert. No. : ACL25087

Job No. : VC68AC0059

Pages : 8 of 8

10. Peak C sound level

Number of cycle in test signal	Anticipated Value (dB)	Measured Value, Lcpeak (dB)	Deviated Value (dB)	Acceptance Limits (dB)
Continuous	130.0	130.0	0.0	±3.0
One	133.4	133.4	0.0	±3.0

Number of cycle in test signal	Anticipated Value (dB)	Measured Value (dB)	Deviated Value (dB)	Acceptance Limits (dB)
Continuous	133.0	133.0	0.0	±2.0
Positive half cycle	135.4	135.1	-0.3	±2.0
Negative half cycle	135.4	135.1	-0.3	±2.0

11. Overload indication

Measured value (dB)		Deviated Value (dB)	Acceptance Limits (dB)
Positive one-half cycle	Negative one-half cycle		
89.6	89.5	-0.1	±1.5

12. High level stability

Frequency Weighting	SLM Display at initial (dB)	SLM Display at final (dB)	Deviated Value (dB)	Acceptance Limits (dB)
A - weight	137.0	137.0	0.0	±0.3

The reported uncertainty is based on a standard uncertainty multiplied by coverage factor $k = 2$
or any value following calculation, providing a level of confidence of approximately 95 %

End of Calibration Certificate

T. Retana

Cert. No. : ACL24305

Pages : 1 of 8

Calibration Certificate

Equipment : SOUND LEVEL METER
Manufacturer : RION
Model : NL-42 / Microphone UC-52 / Preamplifier NH-24
Serial No.: 00873109 / 171842 / 73485
ID No.: RYG_FS0384

Condition As Found : GOOD

Customer : ALS LABORATORY GROUP (THAILAND) CO., LTD.
104 PHATTHANAKAN 40, PHATTHANAKAN ROAD,
KHWAENG PHATTHANAKAN, KHET SUAN LUANG,
BANGKOK, 10250 THAILAND.

Location : -
Ambient Temperature : (23.0 \pm 3) °C
Pressure : (101.3 \pm 3) kPa
Relative Humidity : (50.0 \pm 20) %

Received Date : 23 SEPTEMBER 2024
Calibration Date : 09 OCTOBER 2024
Date of Issue : 09 OCTOBER 2024

REVIEW BY	<i>Nathakorn P.</i>
APPROVED BY	<i>[Signature]</i>
NEXT CAL. DATE	9/10/25

Calibrated by :

Nathakorn Pisutpaisan

Approved by :

T. Petchurai
(Thanakul Petchurai)

This certificate is issued in accordance with the requirements of ISO/IEC 17025 standard, may not be reproduced other than in full, except with the prior written approval of the head of Calibration Laboratory.

SITHIPORN ASSOCIATES CO., LTD.

CALIBRATION LABORATORY

451-451/1 Sirinthorn Road, Bangbunru, Bangplud, Bangkok, 10700 Thailand
Tel. +66 2433 8331 Email : calibration@sithiporn.com

SITHIPORN
associates



Cert. No. : ACL24305

Job No. : VC67AC0164

Pages : 2 of 8

Calibration Procedure : CP-AC-01

Calibration Method :

This equipment was calibrated by follow on IEC-61672-3 (2013) Standard for sound level meter (SLM).

The SLM had tests to Acoustical and Electrical signal tests of frequency weighting with Anechoic chamber and Reference Standard Instruments.

For tests results of each items were made by observation of each Instruments display and also with SLM's display.

Condition of this result of calibration :

1. Reference Standard Instruments :

<u>Instrument</u>	<u>Model</u>	<u>Serial No.</u>	<u>Cert. No.</u>	<u>Due Date</u>
Waveform Generator	33210A	MY48017076	EF-0009-24	05-FEB-25
Waveform Generator	33511B	MY52302742	EF-0007-24	05-FEB-25
Digital Multimeter	33461A	MY53220104	EEL.BP 21/0267	13-FEB-25
Digital Multimeter	33461A	MY53220076	EEL.BP 20/0267	15-FEB-25
Digital Multimeter	34461A	MY60024273	EEL.BP 22/0267	15-FEB-25
Programmable Attenuator	MAT-1070	62100114	EF-0008-24	05-FEB-25
Condenser Microphone	4180	2977900	AA-1001-24	12-FEB-25
Measuring Amplifier	NA-42KAI	34560495	AA-3001-24	05-FEB-25

2. This result of calibration was found accurate as shown on date and place of calibration for this calibrated item only.

3. This certificate is traceable to the international system of unit maintained at :

3.1 National Institute of Metrology (Thailand).

3.2 Thailand Institute of Scientific and Technological Research (TISTR).

T. Petch.

SITHIPORN ASSOCIATES CO., LTD.

CALIBRATION LABORATORY

451-451/1 Sirinthorn Road, Bangbumru, Bangplud, Bangkok, 10700 Thailand
Tel. +66 2433 8331 Email : calibration@sithiporn.com



Cert. No. : ACL24305
Job No. : VC67AC0164
Pages : 3 of 8

Summary of Measurement Result :

Parameter	Uncertainty (dB)	Maximum-permitted uncertainty of measurement (dB)
1. Absolute sensitivity	0.2	N/A
2. Self-generated noise	0.2	N/A
3. Acoustical signal tests of frequency weightings		
125 Hz	0.3	0.6
1000 Hz	0.3	0.6
8000 Hz	0.3	0.7
4. Electrical signal tests of frequency weightings		
For 10 Hz to 4 kHz	0.3	0.6
For > 4 kHz to 10 kHz	0.3	0.7
For > 10 kHz to 20 kHz	0.3	1.0
5. Frequency and time weightings at 1 kHz	0.2	0.2
6. Long - term stability	0.1	0.1
7. Level linearity on the reference level range	0.2	0.3
8. Level linearity including the level range control	0.2	0.3
9. Tone burst response	0.2	0.3
10. Peak C sound level	0.2	0.35
11. Overload indication	0.2	0.25
12. High level stability	0.1	0.1

T. Petch.

SITHIPORN ASSOCIATES CO., LTD.

CALIBRATION LABORATORY

451-451/1 Sirinthorn Road, Bangbunru, Bangplud, Bangkok, 10700 Thailand
Tel. +66 2433 8331 Email : calibration@sithiporn.com

SITHIPORN
associates



Cert. No. : ACL24305

Job No. : VC67AC0164

Page : 4 of 8

Result of calibration :

1. Absolute sensitivity

Reference Acoustic Signal (dB)	Measured Value (dB)	Deviation (dB)	Acceptance Limit (dB)
93.9 (93.94)	93.9	0.0	±0.3

2. Self-generated noise

2.1 Normal test

Measured Value (dB)
16.1

2.2 The microphone of the sound level meter was replaced by electrical signal input device.

Frequency Weighting	Weighting (dB)
A - weight	13.1
C - weight	19.8
Flat	25.1

3. Acoustical signal tests of frequency weightings

Meter free-field acoustic response at a level of 84 dB

Frequency (Hz)	Deviation from various frequency weighting response curve (dB)			
	Flat	C-weight	A-weight	Acceptance Limits
125	0.4	0.5	0.5	± 1.5
1000	0.0	0.0	0.0	± 1.0
8000	-1.4	-1.3	-1.3	±5.0

T. Petch.

Cert. No. : ACL24305
Job No. : VC67AC0164
Pages : 5 of 8

4. Electrical signal tests of frequency weightings

Weighting network response with relative to 1 kHz.

Frequency (Hz)	Deviation from various frequency weighting response curve (dB)			
	Flat	C-weight	A-weight	Acceptance Limits
63	0.0	0.0	0.0	±2.0
125	0.1	0.1	0.0	±1.5
250	0.0	0.0	0.0	±1.5
500	0.0	0.1	0.0	±1.5
1000	0.0	0.0	0.0	±1.0
2000	0.0	0.1	0.0	±2.0
4000	0.0	0.0	0.0	±3.0
8000	0.0	0.1	0.1	±5.0

5. Frequency and time weightings at 1 kHz

5.1 Frequency weightings at 1 kHz

Frequency Weighting	Anticipated Value (dB)	Measured Value (dB)	Deviated Value (dB)	Acceptance Limits (dB)
A - weight	94.0	94.0	0.0	± 0.2
C - weight	94.0	94.0	0.0	± 0.2
Flat	94.0	94.0	0.0	± 0.2

5.2 Time weighting at 1 kHz

Frequency Weighting	Anticipated Value (dB)	Measured Value (dB)	Deviated Value (dB)	Acceptance Limits (dB)
Fast	94.0	94.0	0.0	± 0.1
Slow	94.0	94.0	0.0	± 0.1
Leq	94.0	94.0	0.0	± 0.1

6. Long - term stability

Frequency Weighting	SLM Display at initial (dB)	SLM Display at final (dB)	Deviated Value (dB)	Acceptance Limits (dB)
A - weight	94.0	94.0	0.0	± 0.3

Z. Ketcha

SITHIPORN ASSOCIATES CO., LTD.

CALIBRATION LABORATORY

451-451/1 Sirinthorn Road, Bangbumru, Bangplud, Bangkok, 10700 Thailand
Tel. +66 2433 8331 Email : calibration@sithiporn.com

SITHIPORN
associates



Cert. No. : ACL24305

Job No. : VC67AC0164

Pages : 6 of 8

7. Level linearity on the reference level range

Anticipated Value (dB)	Measured Value (dB)	Deviated Value (dB)	Acceptance Limits (dB)
137.0	137.0	0.0	± 1.1
136.0	136.0	0.0	± 1.1
135.0	135.0	0.0	± 1.1
134.0	134.0	0.0	± 1.1
133.0	133.0	0.0	± 1.1
132.0	132.0	0.0	± 1.1
131.0	131.0	0.0	± 1.1
129.0	129.0	0.0	± 1.1
124.0	124.0	0.0	± 1.1
119.0	119.0	0.0	± 1.1
114.0	114.0	0.0	± 1.1
109.0	109.0	0.0	± 1.1
104.0	104.0	0.0	± 1.1
99.0	99.0	0.0	± 1.1
94.0	94.0	0.0	± 1.1
89.0	89.0	0.0	± 1.1
84.0	84.0	0.0	± 1.1
79.0	79.0	0.0	± 1.1
74.0	74.0	0.0	± 1.1
69.0	69.0	0.0	± 1.1
64.0	64.0	0.0	± 1.1
59.0	59.0	0.0	± 1.1
54.0	54.0	0.0	± 1.1
49.0	49.0	0.0	± 1.1
44.0	44.0	0.0	± 1.1
39.0	39.0	0.0	± 1.1
34.0	34.0	0.0	± 1.1
30.0	30.0	0.0	± 1.1
29.0	29.0	0.0	± 1.1
28.0	28.1	0.1	± 1.1
27.0	27.2	0.2	± 1.1
26.0	26.2	0.2	± 1.1
25.0	25.2	0.2	± 1.1

Signature

SITHIPORN ASSOCIATES CO., LTD.

CALIBRATION LABORATORY

451-451/1 Sirinthorn Road, Bangbumru, Bangplud, Bangkok, 10700 Thailand
Tel. +66 2433 8331 Email : calibration@sithiporn.com

SITHIPORN
associates



Cert. No. : ACL24305
Job No. : VC67AC0164
Pages : 7 of 8

8. Level linearity including the level range control

Range	Anticipated Value (dB)	Measured Value (dB)	Deviated Value (dB)	Acceptance Limits (dB)
130	94.0	94.0	0.0	±1.1

Range	Anticipated Value (dB)	Measured Value (dB)	Deviated Value (dB)	Acceptance Limits (dB)
130	30.0	30.1	0.1	±1.1

9. Tone burst response

Time Weighting	Tone burst duration, Tb (ms)	Cycle	Anticipated Value (dB)	Measured Value (dB)	Deviated Value (dB)	Acceptance Limits (dB)
Fast	0.25	1	108.0	107.9	-0.1	1.5 ; -5.0
	2	8	117.0	117.0	0.0	1.0 ; -2.5
	200	800	134.0	134.1	0.1	±1.0
Slow	2	8	108.0	108.0	0.0	1.5 ; -5.0
	200	800	127.6	127.6	0.0	±1.0
SEL	0.25	1	99.0	98.9	-0.1	1.5 ; -5.0
	2	8	108.0	108.0	0.0	1.0 ; -2.5
	200	800	128.0	128.1	0.1	±1.0

T. Reichen.

SITHIPORN ASSOCIATES CO., LTD.

CALIBRATION LABORATORY

451-451/1 Sirinthorn Road, Bangbumru, Bangplud, Bangkok, 10700 Thailand
Tel. +66 2433 8331 Email : calibration@sithiporn.com

SITHIPORN
associates



Cert. No. : ACL24305
Job No. : VC67AC0164
Pages : 8 of 8

10. Peak C sound level

Number of cycle in test signal	Anticipated Value (dB)	Measured Value, L _{peak} (dB)	Deviated Value (dB)	Acceptance Limits (dB)
Continuous	133.0	133.0	0.0	±3.0
One	136.4	136.2	-0.2	±3.0

Number of cycle in test signal	Anticipated Value (dB)	Measured Value (dB)	Deviated Value (dB)	Acceptance Limits (dB)
Continuous	133.0	133.0	0.0	±2.0
Positive half cycle	135.4	135.1	-0.3	±2.0
Negative half cycle	135.4	135.1	-0.3	±2.0

11. Overload indication

Measured value (dB)		Deviated Value (dB)	Acceptance Limits (dB)
Positive one-half cycle	Negative one-half cycle		
89.5	89.6	0.1	±1.5

12. High level stability

Frequency Weighting	SLM Display at initial (dB)	SLM Display at final (dB)	Deviated Value (dB)	Acceptance Limits (dB)
A - weight	137.0	137.0	0.0	±0.3

The reported uncertainty is based on a standard uncertainty multiplied by coverage factor $k = 2$
or any value following calculation, providing a level of confidence of approximately 95 %

End of Calibration Certificate

T. Letch

Cert. No. : ACL24304

Pages : 1 of 8

Calibration Certificate

Equipment : SOUND LEVEL METER
Manufacturer : RION
Model : NL-42 / Microphone UC-52 / Preamplifier NH-24
Serial No.: 00873057 / 171591 / 73333
ID No.: RYG_FS0381

Condition As Found : GOOD

Customer : ALS LABORATORY GROUP (THAILAND) CO., LTD.
104 PHATTHANAKAN 40, PHATTHANAKAN ROAD,
KHWANG PHATTHANAKAN, KHET SUAN LUANG,
BANGKOK, 10250 THAILAND.

Location : -
Ambient Temperature : (23.0 \pm 3) °C
Pressure : (101.3 \pm 3) kPa
Relative Humidity : (50.0 \pm 20) %

Received Date : 23 SEPTEMBER 2024
Calibration Date : 09 OCTOBER 2024
Date of Issue : 09 OCTOBER 2024

REVIEW BY	<i>Narakorn P.</i>
APPROVED BY	<i>[Signature]</i>
NEXT CAL. DATE	9/10/25

Calibrated by : Nathakorn Pisutpaisan

Approved by : *[Signature]*
(Thanakul Petchurai)

This certificate is issued in accordance with the requirements of ISO/IEC 17025 standard, may not be reproduced other than in full, except with the prior written approval of the head of Calibration Laboratory.

SITHIPORN ASSOCIATES CO., LTD.

CALIBRATION LABORATORY

451-451/1 Sirinthorn Road, Bangbumru, Bangplud, Bangkok, 10700 Thailand
Tel. +66 2433 8331 Email : calibration@sithiporn.com

SITHIPORN
associates



Cert. No. : ACL24304

Job No. : VC67AC0164

Pages : 2 of 8

Calibration Procedure : CP-AC-01

Calibration Method :

This equipment was calibrated by follow on IEC-61672-3 (2013) Standard for sound level meter (SLM).

The SLM had tests to Acoustical and Electrical signal tests of frequency weighting with Anechoic chamber and Reference Standard Instruments.

For tests results of each items were made by observation of each Instruments display and also with SLM's display.

Condition of this result of calibration :

1. Reference Standard Instruments :

<u>Instrument</u>	<u>Model</u>	<u>Serial No.</u>	<u>Cert. No.</u>	<u>Due Date</u>
Waveform Generator	33210A	MY48017076	EF-0009-24	05-FEB-25
Waveform Generator	33511B	MY52302742	EF-0007-24	05-FEB-25
Digital Multimeter	33461A	MY53220104	EEL.BP 21/0267	13-FEB-25
Digital Multimeter	33461A	MY53220076	EEL.BP 20/0267	15-FEB-25
Digital Multimeter	34461A	MY60024273	EEL.BP 22/0267	15-FEB-25
Programmable Attenuator	MAT-1070	62100114	EF-0008-24	05-FEB-25
Condenser Microphone	4180	2977900	AA-1001-24	12-FEB-25
Measuring Amplifier	NA-42KAI	34560495	AA-3001-24	05-FEB-25

2. This result of calibration was found accurate as shown on date and place of calibration for this calibrated item only.

3. This certificate is traceable to the international system of unit maintained at :

3.1 National Institute of Metrology (Thailand).

3.2 Thailand Institute of Scientific and Technological Research (TISTR).

SITHIPORN ASSOCIATES CO., LTD.

CALIBRATION LABORATORY

451-451/1 Sirinthorn Road, Bangbunru, Bangplud, Bangkok, 10700 Thailand
Tel. +66 2433 8331 Email : calibration@sithiporn.com

SITHIPORN
associates



Cert. No. : ACL24304
Job No. : VC67AC0164
Pages : 3 of 8

Summary of Measurement Result :

Parameter	Uncertainty (dB)	Maximum-permitted uncertainty of measurement (dB)
1. Absolute sensitivity	0.2	N/A
2. Self-generated noise	0.2	N/A
3. Acoustical signal tests of frequency weightings		
125 Hz	0.3	0.6
1000 Hz	0.3	0.6
8000 Hz	0.3	0.7
4. Electrical signal tests of frequency weightings		
For 10 Hz to 4 kHz	0.3	0.6
For > 4 kHz to 10 kHz	0.3	0.7
For > 10 kHz to 20 kHz	0.3	1.0
5. Frequency and time weightings at 1 kHz	0.2	0.2
6. Long - term stability	0.1	0.1
7. Level linearity on the reference level range	0.2	0.3
8. Level linearity including the level range control	0.2	0.3
9. Tone burst response	0.2	0.3
10. Peak C sound level	0.2	0.35
11. Overload indication	0.2	0.25
12. High level stability	0.1	0.1

T. Petch

Cert. No. : ACL24304

Job No. : VC67AC0164

Page : 4 of 8

Result of calibration :

1. Absolute sensitivity

Reference Acoustic Signal (dB)	Measured Value (dB)	Deviation (dB)	Acceptance Limit (dB)
93.9 (93.94)	93.9	0.0	±0.3

2. Self-generated noise

2.1 Normal test

Measured Value (dB)
16.7

2.2 The microphone of the sound level meter was replaced by electrical signal input device.

Frequency Weighting	Weighting (dB)
A - weight	13.4
C - weight	19.3
Flat	25.0

3. Acoustical signal tests of frequency weightings

Meter free-field acoustic response at a level of 84 dB

Frequency (Hz)	Deviation from various frequency weighting response curve (dB)			
	Flat	C-weight	A-weight	Acceptance Limits
125	0.3	0.4	0.4	± 1.5
1000	0.1	0.1	0.1	± 1.0
8000	1.1	1.2	1.2	±5.0

T. Ketch.

Cert. No. : ACL24304
Job No. : VC67AC0164
Pages : 5 of 8

4. Electrical signal tests of frequency weightings

Weighting network response with relative to 1 kHz.

Frequency (Hz)	Deviation from various frequency weighting response curve (dB)			
	Flat	C-weight	A-weight	Acceptance Limits
63	0.0	0.0	0.0	±2.0
125	0.1	0.1	0.1	±1.5
250	0.1	0.0	0.0	±1.5
500	0.0	0.1	0.0	±1.5
1000	0.0	0.0	0.0	±1.0
2000	0.0	0.1	0.0	±2.0
4000	0.0	0.0	0.0	±3.0
8000	0.0	0.1	0.1	±5.0

5. Frequency and time weightings at 1 kHz

5.1 Frequency weightings at 1 kHz

Frequency Weighting	Anticipated Value (dB)	Measured Value (dB)	Deviated Value (dB)	Acceptance Limits (dB)
A - weight	94.0	94.0	0.0	± 0.2
C - weight	94.0	94.0	0.0	± 0.2
Flat	94.0	94.0	0.0	± 0.2

5.2 Time weighting at 1 kHz

Frequency Weighting	Anticipated Value (dB)	Measured Value (dB)	Deviated Value (dB)	Acceptance Limits (dB)
Fast	94.0	94.0	0.0	± 0.1
Slow	94.0	94.0	0.0	± 0.1
Leq	94.0	94.0	0.0	± 0.1

6. Long - term stability

Frequency Weighting	SLM Display at initial (dB)	SLM Display at final (dB)	Deviated Value (dB)	Acceptance Limits (dB)
A - weight	94.0	94.1	0.1	± 0.3

Signature

SITHIPORN ASSOCIATES CO., LTD.

CALIBRATION LABORATORY

451-451/1 Sirinthorn Road, Bangbunru, Bangplud, Bangkok, 10700 Thailand
Tel. +66 2433 8331 Email : calibration@sithiporn.com

SITHIPORN
associates



Cert. No. : ACL24304

Job No. : VC67AC0164

Pages : 6 of 8

7. Level linearity on the reference level range

Anticipated Value (dB)	Measured Value (dB)	Deviated Value (dB)	Acceptance Limits (dB)
137.0	137.0	0.0	± 1.1
136.0	136.0	0.0	± 1.1
135.0	135.0	0.0	± 1.1
134.0	134.0	0.0	± 1.1
133.0	133.0	0.0	± 1.1
132.0	132.0	0.0	± 1.1
131.0	131.0	0.0	± 1.1
129.0	129.0	0.0	± 1.1
124.0	124.0	0.0	± 1.1
119.0	119.0	0.0	± 1.1
114.0	114.0	0.0	± 1.1
109.0	109.0	0.0	± 1.1
104.0	104.0	0.0	± 1.1
99.0	99.0	0.0	± 1.1
94.0	94.0	0.0	± 1.1
89.0	89.0	0.0	± 1.1
84.0	84.0	0.0	± 1.1
79.0	79.0	0.0	± 1.1
74.0	74.0	0.0	± 1.1
69.0	69.0	0.0	± 1.1
64.0	64.0	0.0	± 1.1
59.0	59.0	0.0	± 1.1
54.0	54.0	0.0	± 1.1
49.0	49.0	0.0	± 1.1
44.0	44.0	0.0	± 1.1
39.0	39.0	0.0	± 1.1
34.0	34.0	0.0	± 1.1
30.0	30.1	0.1	± 1.1
29.0	29.0	0.0	± 1.1
28.0	28.1	0.1	± 1.1
27.0	27.1	0.1	± 1.1
26.0	26.2	0.2	± 1.1
25.0	25.2	0.2	± 1.1

S. Petcha

SITHIPORN ASSOCIATES CO., LTD.

CALIBRATION LABORATORY

451-451/1 Sirinthorn Road, Bangbunru, Bangplud, Bangkok, 10700 Thailand
Tel. +66 2433 8331 Email : calibration@sithiporn.com

SITHIPORN
associates



Cert. No. : ACL24304
Job No. : VC67AC0164
Pages : 7 of 8

8. Level linearity including the level range control

Range	Anticipated Value (dB)	Measured Value (dB)	Deviated Value (dB)	Acceptance Limits (dB)
130	94.0	94.0	0.0	±1.1

Range	Anticipated Value (dB)	Measured Value (dB)	Deviated Value (dB)	Acceptance Limits (dB)
130	30.0	30.1	0.1	±1.1

9. Tone burst response

Time Weighting	Tone burst duration, Tb (ms)	Cycle	Anticipated Value (dB)	Measured Value (dB)	Deviated Value (dB)	Acceptance Limits (dB)
Fast	0.25	1	108.0	107.9	-0.1	1.5 ; -5.0
	2	8	117.0	117.0	0.0	1.0 ; -2.5
	200	800	134.0	134.1	0.1	±1.0
Slow	2	8	108.0	108.0	0.0	1.5 ; -5.0
	200	800	127.6	127.6	0.0	±1.0
SEL	0.25	1	99.0	98.9	-0.1	1.5 ; -5.0
	2	8	108.0	108.0	0.0	1.0 ; -2.5
	200	800	128.0	128.1	0.1	±1.0

T. Petch

SITHIPORN ASSOCIATES CO., LTD.

CALIBRATION LABORATORY

451-451/1 Sirinthorn Road, Bangbunru, Bangplud, Bangkok, 10700 Thailand
Tel. +66 2433 8331 Email : calibration@sithiporn.com

SITHIPORN
associates



Cert. No. : ACL24304
Job No. : VC67AC0164
Pages : 8 of 8

10. Peak C sound level

Number of cycle in test signal	Anticipated Value (dB)	Measured Value, Lcpeak (dB)	Deviated Value (dB)	Acceptance Limits (dB)
Continuous	133.0	133.0	0.0	±3.0
One	136.4	135.9	-0.5	±3.0

Number of cycle in test signal	Anticipated Value (dB)	Measured Value (dB)	Deviated Value (dB)	Acceptance Limits (dB)
Continuous	133.0	133.1	0.1	±2.0
Positive half cycle	135.4	135.2	-0.2	±2.0
Negative half cycle	135.4	135.2	-0.2	±2.0

11. Overload indication

Measured value (dB)		Deviated Value (dB)	Acceptance Limits (dB)
Positive one-half cycle	Negative one-half cycle		
89.6	89.5	-0.1	±1.5

12. High level stability

Frequency Weighting	SLM Display at initial (dB)	SLM Display at final (dB)	Deviated Value (dB)	Acceptance Limits (dB)
A - weight	137.0	137.0	0.0	±0.3

The reported uncertainty is based on a standard uncertainty multiplied by coverage factor $k = 2$
or any value following calculation, providing a level of confidence of approximately 95 %

End of Calibration Certificate

T. Ketch

SITHIPORN ASSOCIATES CO., LTD. CALIBRATION LABORATORY

451-451/1 Sirinthorn Road, Bangbumru, Bangplud, Bangkok, 10700 Thailand
Tel. +66 2433 8331 Email : calibration@sithiporn.com

SITHIPORN
associates



Cert. No. : ACL25075

Pages : 1 of 8

Calibration Certificate

Equipment : SOUND LEVEL METER
Manufacturer : RION
Model : NL-42 / Microphone UC-52 / Preamplifier NH-24
Serial No.: 00233184 / 144837 / 23232
ID No.: RYG_FS0025

Condition As Found : GOOD

Customer : ALS LABORATORY GROUP (THAILAND) CO., LTD.
104 PHATTHANAKAN 40, PHATTHANAKAN ROAD,
KHWANG PHATTHANAKAN, KHET SUAN LUANG,
BANGKOK, 10250 THAILAND.

Location : -
Ambient Temperature : (23.0 \pm 3) °C
Pressure : (101.3 \pm 3) kPa
Relative Humidity : (50.0 \pm 20) %

Received Date : 07 JANUARY 2025
Calibration Date : 21 - 23 JANUARY 2025
Date of Issue : 24 JANUARY 2025

REVIEW BY *Supt S.*

APPROVED BY *[Signature]*

NEXT CAL DATE..... 21 /01 /2026

Calibrated by :

Nathakorn Pisutpaisan

Approved by :

T. Petchurai
(Thanakul Petchurai)

This certificate is issued in accordance with the requirements of ISO/IEC 17025 standard, may not be reproduced other than in full, except with the prior written approval of the head of Calibration Laboratory.

Cert. No. : ACL25075**Job No. : VC68AC0059****Pages : 2 of 8****Calibration Procedure : CP-AC-01****Calibration Method :**

This equipment was calibrated by follow on IEC-61672-3 (2013) Standard for sound level meter (SLM).

The SLM had tests to Acoustical and Electrical signal tests of frequency weighting with Anechoic chamber and Reference Standard Instruments.

For tests results of each items were made by observation of each Instruments display and also with SLM's display.

Condition of this result of calibration :**1. Reference Standard Instruments :**

<u>Instrument</u>	<u>Model</u>	<u>Serial No.</u>	<u>Cert. No.</u>	<u>Due Date</u>
Waveform Generator	33210A	MY48017076	EF-0009-24	05-FEB-25
Waveform Generator	33511B	MY52302742	EF-0007-24	05-FEB-25
Digital Multimeter	33461A	MY53220104	EEL.BP 21/0267	13-FEB-25
Digital Multimeter	33461A	MY53220076	EEL.BP 20/0267	15-FEB-25
Digital Multimeter	34461A	MY60024273	EEL.BP 22/0267	15-FEB-25
Programmable Attenuator	MAT-1070	62100114	EF-0008-24	05-FEB-25
Condenser Microphone	4180	2977900	AA-1001-24	12-FEB-25
Measuring Amplifier	NA-42KAI	34560495	AA-3001-24	05-FEB-25

2. This result of calibration was found accurate as shown on date and place of calibration for this calibrated item only.

3. This certificate is traceable to the international system of unit maintained at :

3.1 National Institute of Metrology (Thailand).

3.2 Thailand Institute of Scientific and Technological Research (TISTR).



Cert. No. : ACL25075
Job No. : VC68AC0059
Pages : 3 of 8

Summary of Measurement Result :

Parameter	Uncertainty (dB)	Maximum-permitted uncertainty of measurement (dB)
1. Absolute sensitivity	0.2	N/A
2. Self-generated noise	0.2	N/A
3. Acoustical signal tests of frequency weightings		
125 Hz	0.3	0.6
1000 Hz	0.3	0.6
8000 Hz	0.3	0.7
4. Electrical signal tests of frequency weightings		
For 10 Hz to 4 kHz	0.3	0.6
For > 4 kHz to 10 kHz	0.3	0.7
For > 10 kHz to 20 kHz	0.3	1.0
5. Frequency and time weightings at 1 kHz	0.2	0.2
6. Long - term stability	0.1	0.1
7. Level linearity on the reference level range	0.2	0.3
8. Level linearity including the level range control	0.2	0.3
9. Tone burst response	0.2	0.3
10. Peak C sound level	0.2	0.35
11. Overload indication	0.2	0.25
12. High level stability	0.1	0.1

[Signature]

Cert. No. : ACL25075

Job No. : VC68AC0059

Page : 4 of 8

Result of calibration :

1. Absolute sensitivity

Reference Acoustic Signal (dB)	Measured Value (dB)	Deviation (dB)	Acceptance Limit (dB)
93.9 (93.94)	93.9	0.0	±0.3

2. Self-generated noise

2.1 Normal test

Measured Value (dB)
18.2

2.2 The microphone of the sound level meter was replaced by electrical signal input device.

Frequency Weighting	Weighting (dB)
A - weight	11.6
C - weight	17.8
Flat	23.5

3. Acoustical signal tests of frequency weightings

Meter free-field acoustic response at a level of 84 dB

Frequency (Hz)	Deviation from various frequency weighting response curve (dB)			Acceptance Limits
	Flat	C-weight	A-weight	
125	0.4	0.4	0.4	± 1.5
1000	0.0	0.0	0.0	± 1.0
8000	-0.4	-0.4	-0.4	±5.0

S. Petch...

Cert. No. : ACL25075
Job No. : VC68AC0059
Pages : 5 of 8

4. Electrical signal tests of frequency weightings

Weighting network response with relative to 1 kHz.

Frequency (Hz)	Deviation from various frequency weighting response curve (dB)			
	Flat	C-weight	A-weight	Acceptance Limits
63	0.0	0.0	0.0	±2.0
125	0.0	0.1	0.0	±1.5
250	0.0	0.0	0.0	±1.5
500	0.0	0.1	0.0	±1.5
1000	0.0	0.0	0.0	±1.0
2000	0.0	0.1	0.0	±2.0
4000	0.0	0.0	0.0	±3.0
8000	0.0	0.1	0.1	±5.0

5. Frequency and time weightings at 1 kHz

5.1 Frequency weightings at 1 kHz

Frequency Weighting	Anticipated Value (dB)	Measured Value (dB)	Deviated Value (dB)	Acceptance Limits (dB)
A - weight	94.0	94.0	0.0	± 0.2
C - weight	94.0	94.0	0.0	± 0.2
Flat	94.0	94.0	0.0	± 0.2

5.2 Time weighting at 1 kHz

Frequency Weighting	Anticipated Value (dB)	Measured Value (dB)	Deviated Value (dB)	Acceptance Limits (dB)
Fast	94.0	94.0	0.0	± 0.1
Slow	94.0	94.0	0.0	± 0.1
Leq	94.0	94.0	0.0	± 0.1

6. Long - term stability

Frequency Weighting	SLM Display at initial (dB)	SLM Display at final (dB)	Deviated Value (dB)	Acceptance Limits (dB)
A - weight	94.0	94.0	0.0	± 0.3

T. Petch.

Cert. No. : ACL25075

Job No. : VC68AC0059

Pages : 6 of 8

7. Level linearity on the reference level range

Anticipated Value (dB)	Measured Value (dB)	Deviated Value (dB)	Acceptance Limits (dB)
137.0	137.0	0.0	± 1.1
136.0	136.0	0.0	± 1.1
135.0	135.0	0.0	± 1.1
134.0	134.0	0.0	± 1.1
133.0	133.0	0.0	± 1.1
132.0	132.0	0.0	± 1.1
131.0	131.0	0.0	± 1.1
129.0	129.0	0.0	± 1.1
124.0	124.0	0.0	± 1.1
119.0	119.0	0.0	± 1.1
114.0	114.0	0.0	± 1.1
109.0	109.0	0.0	± 1.1
104.0	104.0	0.0	± 1.1
99.0	99.0	0.0	± 1.1
94.0	94.0	0.0	± 1.1
89.0	89.0	0.0	± 1.1
84.0	84.0	0.0	± 1.1
79.0	79.0	0.0	± 1.1
74.0	74.0	0.0	± 1.1
69.0	69.0	0.0	± 1.1
64.0	64.0	0.0	± 1.1
59.0	59.0	0.0	± 1.1
54.0	54.0	0.0	± 1.1
49.0	49.0	0.0	± 1.1
44.0	44.0	0.0	± 1.1
39.0	39.0	0.0	± 1.1
34.0	34.0	0.0	± 1.1
30.0	30.0	0.0	± 1.1
29.0	29.0	0.0	± 1.1
28.0	28.0	0.0	± 1.1
27.0	27.1	0.1	± 1.1
26.0	26.0	0.0	± 1.1
25.0	25.1	0.1	± 1.1

T. Petch...

Cert. No. : ACL25075
Job No. : VC68AC0059
Pages : 7 of 8

8. Level linearity including the level range control

Range	Anticipated Value (dB)	Measured Value (dB)	Deviated Value (dB)	Acceptance Limits (dB)
130	94.0	94.0	0.0	±1.1

Range	Anticipated Value (dB)	Measured Value (dB)	Deviated Value (dB)	Acceptance Limits (dB)
130	29.0	29.0	0.0	±1.1

9. Tone burst response

Time Weighting	Tone burst duration, Tb (ms)	Cycle	Anticipated Value (dB)	Measured Value (dB)	Deviated Value (dB)	Acceptance Limits (dB)
Fast	0.25	1	108.0	107.9	-0.1	1.5 ; -5.0
	2	8	117.0	117.0	0.0	1.0 ; -2.5
	200	800	134.0	134.1	0.1	±1.0
Slow	2	8	108.0	108.0	0.0	1.5 ; -5.0
	200	800	127.6	127.6	0.0	±1.0
SEL	0.25	1	99.0	98.9	-0.1	1.5 ; -5.0
	2	8	108.0	108.0	0.0	1.0 ; -2.5
	200	800	128.0	128.1	0.1	±1.0

S. Petcha

Cert. No. : ACL25075
 Job No. : VC68AC0059
 Pages : 8 of 8

10. Peak C sound level

Number of cycle in test signal	Anticipated Value (dB)	Measured Value, L _{cpeak} (dB)	Deviated Value (dB)	Acceptance Limits (dB)
Continuous	130.0	130.0	0.0	±3.0
One	133.4	133.4	0.0	±3.0

Number of cycle in test signal	Anticipated Value (dB)	Measured Value (dB)	Deviated Value (dB)	Acceptance Limits (dB)
Continuous	133.0	133.0	0.0	±2.0
Positive half cycle	135.4	135.2	-0.2	±2.0
Negative half cycle	135.4	135.2	-0.2	±2.0

11. Overload indication

Measured value (dB)		Deviated Value (dB)	Acceptance Limits (dB)
Positive one-half cycle	Negative one-half cycle		
89.6	89.5	-0.1	±1.5

12. High level stability

Frequency Weighting	SLM Display at initial (dB)	SLM Display at final (dB)	Deviated Value (dB)	Acceptance Limits (dB)
A - weight	137.0	137.0	0.0	±0.3

The reported uncertainty is based on a standard uncertainty multiplied by coverage factor $k = 2$
 or any value following calculation, providing a level of confidence of approximately 95 %

End of Calibration Certificate


T. Petcha

CERTIFICATE OF CALIBRATION

ISSUED BY Cirrus Research plc

DATE OF ISSUE 02 December 2024

CERTIFICATE NUMBER 228072



Cirrus Research plc
Acoustic House
Bridlington Road
Hunmanby
North Yorkshire
YO14 0PH
United Kingdom

Page 1 of 2

Approved signatory

N.Smith

Electronically signed:

doseBadge Reader : IEC 60942:2003

Instrument information

Manufacturer: Cirrus Research plc

Notes:

Model: RC:110A

Serial number: 75996

Class: 2

Test summary

Date of calibration: 02 December 2024

The doseBadge reader detailed above has been calibrated to the published data as described in the operating manual and in the half-inch configuration. The procedures and techniques used are as described in IEC60942_2003 Annex B – Periodic Tests and three determinations of the sound pressure level, frequency and total distortion were made.

The sound pressure level was measured using a WS2F condenser microphone type MK:224 manufactured by Cirrus Research plc.

The results have been corrected to the reference pressure of 101.33 kPa using the manufacturer's data.

The doseBadge Reader has been shown to conform to the Class 2 requirements for periodic testing, described in Annex B of IEC 60942:2003 for the sound pressure level(s) and frequency(ies) stated, for the environmental conditions under which the tests were performed.

However, as public evidence was not available, from a testing organisation responsible for pattern approval, to demonstrate that the model of doseBadge Reader conformed to the requirements for pattern evaluation described in Annex A of IEC 60942:2003, no general statement or conclusion can be made about conformance of the doseBadge Reader to the requirements of IEC 60942:2003.

Notes:

REVIEW BY

APPROVED BY

NEXT CAL DATE 02/12/25

This certificate provides traceability of measurement to the SI system of units and/or to units of measurement realised at the National Physical Laboratory or other recognised national metrology institutes. This certificate may not be reproduced other than in full, except with the prior written approval of the issuing laboratory. The results within this certificate relate only to the items calibrated. The reported expanded uncertainty is based on a standard uncertainty multiplied by a coverage factor $k=2$, providing a coverage probability of approximately 95%.

CERTIFICATE OF CALIBRATION

Certificate Number:

228072

Page 2 of 2

Environmental conditions

The following conditions were recorded at the time of the test:

Before	Pressure: 100.23 kPa	Temperature: 23.0 °C	Humidity: 39.1 %
After	Pressure: 100.24 kPa	Temperature: 23.0 °C	Humidity: 41.3 %

Test equipment

Equipment	Manufacturer	Model	Serial number
Distortion Meter	Keithley	2015	1053426
Acoustic Calibrator	Bruel and Kjaer	4231	2610257
Environmental Monitor	Comet	T7510	21962628

Initial Acoustic Results

	Expected	Sample 1	Sample 2	Sample 3	Average	Deviation	Tolerance	Uncertainty
Level (dB)	114.00	113.20	113.19	113.19	113.19	-0.81	±0.75	0.11 dB
Distortion (%)	< 4.00	0.23	0.21	1.39	0.61	0.61	+4.00	0.13 %
Frequency (Hz)	1000.0	1004.1	1004.1	1004.1	1004.1	4.1	±200.0	0.1 Hz

The measured quantities or deviations (as applicable), extended by the expanded combined uncertainty of measurement, must not exceed the corresponding tolerance.

Adjusted Acoustic Results

	Expected	Sample 1	Sample 2	Sample 3	Average	Deviation	Tolerance	Uncertainty
Level (dB)	114.00	113.98	113.99	113.99	113.99	-0.01	±0.75	0.11 dB
Distortion (%)	< 4.00	0.23	0.25	0.23	0.24	0.24	+4.00	0.13 %
Frequency (Hz)	1000.0	1004.0	1004.1	1004.1	1004.1	4.1	±200.0	0.1 Hz

Functionality Results

Function	Result
Keypad	Pass
Battery Power	Pass
Display	Pass
Communication	Pass
2 way IR link	Pass
Clock	Pass

End of results



JIRANATEE ASSOCIATES CO.,LTD.

Jiranatee Associates Co.,Ltd
63/14-15, 67/35-36
Petchkasem 7,7/1, Rd. Watthapra, Bangkokyai,
Bangkok 10600 (Thailand)
Tel: +6608680812
Mobile: +66863999453
E-mail: jnac-calibration@jiranatee.com
Web site: www.jiranatee.com

Accredited calibration laboratory
ISO/IEC 17025:2017
NSC-TISI-TIS 17025
CALIBRATION 0367

Acoustic calibration laboratory
Calibration services department.

REVIEW BY

Harakorn P.

APPROVED BY

Signature

NEXT CAL. DATE

17/9/25

Calibration report Number

CDM-104-67

CALIBRATION REPORT

Page 1 of 1 Pages

MEASUREMENT ITEM : Dose meter
MANUFACTURER : Cirrus Research plc
MODEL/TYPE : CR:110AIS
SERIAL NUMBER : YF472
ID NUMBER : RYG_FS0033
CONDITION AS-RECEIVED : Used item
CUSTOMER : ALS laboratory group (thailand) Co., Ltd.
104 Phatthanakan 40, Phatthanakan Rd, Khwaeng Suan Luang,
Khet Suan Luang, Bangkok 10250 Thailand.

Calibration procedure:

The Noise dosimeter (Unit Under Calibration) was calibrated against Standard dosebadge reader model: RC-110A which the calibration was performed respecting the requirements of ISO/IEC 17025:2017 and carried out in accordance with the requirements of IEC 60942:2003 where applicable.

Traceability:

This certificate provides a traceability of The measurement to recognized the national standards, and to realization of the international system of units (SI) through Cirrus research plc via Certificate number: 218610

RECEIVED DATE : 16 Sep 2024
MEASUREMENT DATE : 17 Sep 2024
ISSUE DATE : 18 Sep 2024

ENVIRONMENTAL CONDITIONS:

Ambient condition in the laboratory are as follow:

Temperature : 23.0 ± 3.0 °C
Relative Humidity : 55.0 ± 15.0 %RH
Atmospheric Pressure : 1010 ± 10 hPa

PRECONDITIONING : The dose meter (Unit Under Calibration) was preconditioning 24 hours at ambient conditions prior to calibration being performed.

STANDARD USED DURING CALIBRATION:

Instrument name: doseBadge Reader Manufacturer: Cirrus Research plc. Model: RC:110A Serial number: 81051

Remark: doseBadge Reader Unit with Internal Acoustic Calibrator to IEC 60942: 2003 Class 2.

CALIBRATION RESULTS:

Table 1: The results of dose meter calibration are reported in the table below.

DoseBadge Reader Level ¹ (dB)	Noise Dosimeter reading ² (dB)	Error (dB)	Status
114.0	114.0	0.0	✓

Calibrated by:

- ☒ Mr. Sorawit Thachalad
☐ Miss Jitraporn Lertsomphol



Approved signatory:

Signature

Mr. Parinya Booncharoen
Calibration Department Manager

Remark:

¹ The decibel level of standard doseBadge reader that supplied to Unit Under Calibration.


² The measurement reading of Unit Under Calibration.

THIS CALIBRATION REPORT MAY NOT BE REPRODUCED EXCEPT IN FULL UNLESS PERMISSION FOR REPRODUCTION HAS BEEN OBTAINED
IN WRITING FROM THE LABORATORY

CERTIFICATE OF CALIBRATION

ISSUED BY Cirrus Research plc

DATE OF ISSUE 14 March 2025 CERTIFICATE NUMBER 235800



Cirrus Research plc
Acoustic House
Bridlington Road
Hunmanby
North Yorkshire
YO14 0PH
United Kingdom

Page 1 of 6

Approved signatory

N.Smith

Electronically signed:

Dosemeter : IEC 61252-1993+A1:2000

Instrument information

Manufacturer: Cirrus Research plc

Notes:

Model: CR:110AIS

Serial number: YG576

Firmware version: 5.2

Test summary

Date of calibration: 14 March 2025

The calibration was performed respecting the requirements of ISO/IEC 17025:2017.

The dosimeter submitted for testing successfully completed the periodic tests of IEC 61252-1993+A1:2000.

The dosimeter submitted for testing conforms to the specifications in IEC 61252-1993+A1:2000.

Test equipment

Equipment	Manufacturer	Model	Serial number
Signal Generator	SIGLENT	SDG1032X	SDG1XDDC7R0237
Attenuator	Cirrus Research	ZE:952	78713
Environmental Monitor	Comet	T7510	16966334
doseBadge Reader	Cirrus Research plc	RC:110A	79620

Notes

REVIEW BY

APPROVED BY

NEXT CAL DATE 13/ 03/ 2026

This certificate provides traceability of measurement to the SI system of units and/or to units of measurement realised at the National Physical Laboratory or other recognised national metrology institutes. This certificate may not be reproduced other than in full, except with the prior written approval of the issuing laboratory. The results within this certificate relate only to the items calibrated. The reported expanded uncertainty is based on a standard uncertainty multiplied by a coverage factor $k=2$, providing a coverage probability of approximately 95%.

CERTIFICATE OF CALIBRATION

Certificate Number:

235800

Page 2 of 6

Environmental conditions

The following conditions were recorded at the time of the test:

Before	Pressure: 100.63 kPa	Temperature: 22.3 °C	Humidity: 42.0 %
After	Pressure: 100.64 kPa	Temperature: 22.5 °C	Humidity: 41.8 %

Test results summary

Test	Result
Absolute Acoustic Sensitivity	Complies
Linearity	Complies
Short Duration	Complies
Overload Latching	Complies
Frequency weighting	Complies

CERTIFICATE OF CALIBRATION

Certificate Number:

235800

Page 3 of 6

Laboratory uncertainties

Requirement	Value
Absolute acoustic sensitivity	0.2 dB
Level linearity	0.15 dB
Short duration signals	0.2 dB
Overload latching indication	0.2 dB
Electrical freq. weighting 125 Hz	0.15 dB
Electrical freq. weighting 8 kHz	0.15 dB

CERTIFICATE OF CALIBRATION

Certificate Number:

235800

Page 4 of 6

B1: Absolute Acoustical Sensitivity

Result: **Passed**

Frequency: 1000 Hz

Uncertainty: 0.2 dB

Name	Input Level (dB)	Reading (dB)	Deviation (dB)	Limits (dB)
Initial	114	115.30	-1.3	113 / 115
Adjusted	114	114.00	0	113 / 115

B2: Linearity Of Response To Steady Signals

Result: **Passed**

Frequency: 1000 Hz

Uncertainty: 0.2 dB

Range: 80 – 130 dB

Input Level (dB)	Expected Exposure (Pa ² h)	Exposure (Pa ² h)	Duration (s)	Deviation (Pa ² h)	Limits (Pa ² h)	Deviation (%)	Limits (%)
80	0.000222	0.000255	20	-0.000033	0.000175 / 0.000280	15	-21 / +26
90	0.002222	0.002027	20	0.000195	0.001755 / 0.002800	-9	-21 / +26
100	0.022222	0.020739	20	0.001483	0.017555 / 0.028000	-7	-21 / +26
110	0.222222	0.207390	20	0.014832	0.175555 / 0.280000	-7	-21 / +26
120	2.222222	2.122206	20	0.100016	1.755555 / 2.800000	-5	-21 / +26
130	22.222223	21.222058	20	1.000165	17.555556 / 28.000001	-5	-21 / +26

CERTIFICATE OF CALIBRATION

Certificate Number:
235800

Page 5 of 6

B3: Frequency Weightings

Result: **Passed**

Reference Frequency: 1000 Hz

Reference Exposure: 5.1970572512568

Reference Input Level: 127 dB

Duration: 10 Seconds

Frequency (Hz)	Exposure (Pa ² h)	Exposure Ratio	Ratio Limit	Uncertainty
125	0.121831	0.0234	0.0174 / 0.0347	0.15
8000	2.021890	0.389	0.246 / 2.455	0.15

B4: Short-Duration Signals

Result: **Passed**

Uncertainty: 0.2 dB

Frequency: 4000 Hz

Input Level (dB)	Burst Level (dB)	Ratio	Duration (s)	Burst Duration (ms)	Duration Between Bursts (ms)	Expected Exposure (Pa ² h)	Exposure (Pa ² h)	Deviation (%)	Limits (%)
114	95	1:100	10	10	990	0.003434	0.003853	12	-21 / +26
129	100	1:1000	10	1	999	0.010858	0.011370	5	-29 / +41

CERTIFICATE OF CALIBRATION

Certificate Number:

235800

Page 6 of 6

B6: Latching Overload Indicator

Result: **Passed**

Frequency: 1000 Hz

Uncertainty: 0.2 dB

Level (dB)	Expected To Overload	Overloaded
130	No	No
133	Yes	Yes

End of results



JIRANATEE ASSOCIATES CO.,LTD.

Jiranatee Associates Co.,Ltd
63/14-15, 67/35-36
Petchkasem 7,7/1, Rd. Watthapra, Bangkokyai,
Bangkok 10600 (Thailand)
Tel: +6608680812
Mobile: +66863999453
E-mail: jnac-calibration@jiranatee.com
Web site: www.jiranatee.com

Accredited calibration laboratory
ISO/IEC 17025:2017
NSC-TISI-TIS 17025
CALIBRATION 0367

Acoustic calibration laboratory
Calibration services department.

REVIEW BY	<i>Manakorn P.</i>
APPROVED BY	<i>[Signature]</i>
NEXT CAL. DATE	16/9/25

Calibration report Number

CDM-093-67

CALIBRATION REPORT

Page 1 of 1 Pages

MEASUREMENT ITEM : Dose meter
MANUFACTURER : Cirrus Research plc
MODEL/TYPE : CR:110A
SERIAL NUMBER : CB1525
ID NUMBER : RYG_FS0582
CONDITION AS-RECEIVED : Used item
CUSTOMER : ALS laboratory group (thailand) Co., Ltd.
104 Phatthanakan 40, Phatthanakan Rd, Khwaeng Suan Luang,
Khet Suan Luang, Bangkok 10250 Thailand.

RECEIVED DATE : 13 Sep 2024
MEASUREMENT DATE : 16 Sep 2024
ISSUE DATE : 17 Sep 2024

ENVIRONMENTAL CONDITIONS:

Ambient condition in the laboratory are as follow:

Temperature : 23.0 ± 3.0 °C
Relative Humidity : 55.0 ± 15.0 %RH
Atmospheric Pressure : 1010 ± 10 hPa

Calibration procedure:

The Noise dosimeter (Unit Under Calibration) was calibrated against Standard dosebadge reader model: RC-110A which the calibration was performed respecting the requirements of ISO/IEC 17025:2017 and carried out in accordance with the requirements of IEC 60942:2003 where applicable.

Traceability:

This certificate provides a traceability of The measurement to recognized the national standards, and to realization of the international system of units (SI) through Cirrus research plc via Certificate number: 218610

PRECONDITIONING : The dose meter (Unit Under Calibration) was preconditioning 24 hours at ambient conditions prior to calibration being performed.

STANDARD USED DURING CALIBRATION:

Instrument name: doseBadge Reader Manufacturer: Cirrus Research plc. Model: RC:110A Serial number: 81051

Remark: doseBadge Reader Unit with Internal Acoustic Calibrator to IEC 60942: 2003 Class 2.

CALIBRATION RESULTS:

Table 1: The results of dose meter calibration are reported in the table below.

DoseBadge Reader Level ¹ (dB)	Noise Dosimeter reading ² (dB)	Error (dB)	Status
114.0	114.0	0.0	✓

Calibrated by:

- ☒ Mr. Sorawit Thachalad
☐ Miss Jittraporn Lertsomphol



Approved signatory:

[Signature]

Mr. Parinya Booncharoen
Calibration Department Manager

Remark:

¹ The decibel level of standard doseBadge reader that supplied to Unit Under Calibration.

² The measurement reading of Unit Under Calibration.

THIS CALIBRATION REPORT MAY NOT BE REPRODUCED EXCEPT IN FULL UNLESS PERMISSION FOR REPRODUCTION HAS BEEN OBTAINED
IN WRITING FROM THE LABORATORY



Certificate of Calibration

Certificate No. : 24T1733

Page : 1 of 2

Equipment : Digital Thermometer

Manufacturer: Testo

Model : 106

Serial No.: 83517789/0921

ID No.: RYG_FS0571

Condition As-Received: Used Item

Received Date: 30 September 2024

Calibration Date: 08 October 2024
to 09 October 2024

Reference: 2409-1061DSC

Ambient Temperature: (25 ± 3) °C

Relative Humidity: (50 ± 20) %

This certificate may not be reproduced other than in full,
except with the prior written approval of the head of
Corporate Services 3: Equipment Calibration and Testing Services.

Submitted by: ALS Laboratory Group (Thailand) Co.,Ltd. Rayong Branch

616/10 Moo 5, T.Maenam Khu, A.Pluakdaeng,
Rayong 21140, Thailand

Procedure used: Calibration were conducted using in-house calibration procedure CP-T01 according to comparison with Industrial Platinum Resistance Thermometer (IPRT) into liquid bath temperature controller.
The temperature scale used was based on ITS-90.

Condition of this result of calibration

1.Reference standards instruments :

Instrument	Model	Serial No.	Certificate No.	Due Date
1) Digital Thermometer	1529	A7A609	2311245	19 Oct 2024
2) Industrial Platinum Resistance Thermometer	5627-12	571975	2311245	19 Oct 2024

2.The certificate is valid only to the item calibrated on date and place of calibration.

3.This Certification is traceable to the International System of Unit maintained through:-

-Technology Promotion Association (Thailand-Japan), NSC-ONSC Accredited No. Calibration 0008

REVIEW BY Pitthaya T.

APPROVED BY Supt S.

NEXT CAL DATE 08/10/25

Calibrated by : Yossapon Poljorn
Issue Date : 10 October 2024

Approved Signatory :

☐ Phalinee Prabpaipal

☐ Chatchawan Khunpiluek

☒ Wanlop Larpkern



Cert. No.: 24T1733

Page.: 2 of 2

Result of Calibration:-

Without Adjustment

Function:

Temperature measurement


Dimension of probe : Diameter 3 mm., Length 55 mm. Sheath material : Stainless Steel

Immersion	Standard	UUC*		Uncertainty
<u>Depth</u>	<u>Temperature</u>	<u>Reading</u>	<u>Error</u>	<u>of Measurement</u>
(mm.)	(°C)	(°C)	(°C)	(±°C)
50	25.0033	25.0	-0.0033	0.12
50	30.0050	29.9	-0.1050	0.12
50	40.0027	40.0	-0.0027	0.12

UUC* : Unit Under Calibration

The reported uncertainty of measurement was based on standard uncertainty multiplied by a coverage factor $k = 2$, providing a level of confidence of approximately 95%.

-o0o-





TECHNOLOGY PROMOTION ASSOCIATION (THAILAND-JAPAN)
CORPORATE SERVICES 3: EQUIPMENT CALIBRATION AND TESTING SERVICES
534/4 PATTANAKARN ROAD SOI 18, SUANLUANG, SUANLUANG BANGKOK 10250
TEL. 0-2717-3000-29 FAX. 0-2719-9484



Cert.No.: 24CH96

Page.: 1 of 3

Certificate of Calibration

Equipment : pH Meter
Manufacturer : Mettler Toledo
Model : SevenCompact S220
Serial No. : C104059460
ID No. : RYG_EN0183
Condition As-Received: Used Item
Received Date : 18 January 2024
Calibration Date : 19 January 2024
Reference : 2401-0579DSC-2
Submitted by : ALS Laboratory Group (Thailand) Co.,Ltd. (Rayong Branch)
616/10 Moo 5, T.Maenam Khu,
A.Pluakdaeng, Rayong 21140, Thailand

REVIEW BY	<i>N. Banwit</i>
APPROVED BY	<i>[Signature]</i>
NEXT CAL. DATE	19/01/25 TKU

1316174 อนุมัติ
Cal

Ambient Temperature : (25 ± 2.5) °C
Relative Humidity : (50 ± 15) %
Calibration Procedure : In - house method :
- CP-CH5 by direct measurement with standard voltage calibrator and direct measurement with certified reference material (CRM)
- CP-CH8 by comparison with temperature standard

Calibrated by : Warakorn Lernagatrakul

Approved by :

Saithip

Approved Signatory

(✓) Saithip Meangmai
() Warakorn Lernagatrakul
() Ponpan Paipim

Issue Date : 24 January 2024

The Uncertainties are for a confidence probability of approximately 95%

This certificate may not be reproduced other than in full, except with the prior written
Approval of the head of Corporate Services 3 : Equipment Calibration and Testing Services.

A 0062854



Cert.No.: 24CH96

Page.: 2 of 3

Condition of this calibration result

1. Reference Standard Instrument

<u>Instrument</u>	<u>Serial No.</u>	<u>ID No.</u>	<u>Cert. No.</u>	<u>Due Date</u>
1) Document Process Calibrator	54030049	130RC116	23E2802	27 Aug 2024
2) Ref. Standard Thermometer	4982054	110RC044	23I908	26 July 2024

This certification is traceable to the International System of Unit maintained through:-

- Technology Promotion Association (Thailand-Japan)

2. Certified Reference Materials : The measurement results are traceable to SI through CPA chem Ltd.,
ANSI-ASQ National Accreditation Board, Accredited No. AR-1835

<u>Buffer Solution</u>	<u>Manufacturer</u>	<u>Lot No.</u>	<u>Exp. date</u>
pH 4.008	CPA chem	940102	27 Nov 2025
pH 6.986	CPA chem	940104	02 Nov 2024
pH 9.997	CPA chem	940106	02 Nov 2024

3. This certificate is valid only to the item calibrated on date and place of calibration.

Calibration Results**Function : mV Measurement****Performing standard curve by Fluke at pH (4,7,10)**

Unit Under Calibration	Nominal Value	Standard Voltage Input	Actual Reading		Uncertainty of Measurement (±mV)	Coverage factor <i>k</i>
	pH	mV	mV	pH		
pH Meter S/N.: C104059460	4.000	177.48	177.4	4.000	0.058	2.00
	7.000	0.00	0.0	7.000	0.058	2.00
	10.000	-177.48	-177.5	10.000	0.058	2.00

Saithip

a 1198287



Cert.No.: 24CH96
Page.: 3 of 3

Calibration Results

Function : pH Measurement

Performing three buffers standard curve by using buffer nominal pH (4.01,7.00,10.01)

Unit Under Calibration	Standard pH Buffer Solution	Actual pH Reading	Actual mV Reading (mV)	Uncertainty of pH Measurement (\pm)	Coverage factor k
pH Electrode S/N.: 3225367	4.008	4.013	176.0	0.0054	2.07
	6.986	6.983	2.2	0.0084	2.00
	9.997	9.996	-174.1	0.0065	2.00

Function : Temperature Measurement

(*) Without adjustment

This equipment was connected with Temperature Probe;

- Model : InLab®Expert Pro-ISM
- Serial No. : 3225367

Dimension of probe

- Length : 120 mm.
- Diameter : 12 mm.
- Immersion Depth : 100 mm.

Calibration Point (°C)	Standard Temperature (°C)	UUC* Reading (°C)	Error (°C)	Uncertainty of measurement (\pm °C)	Coverage factor k
25.0	25.001	25.2	0.199	0.13	2.00

The reported uncertainty of measurement was based on a standard uncertainty multiplied by a coverage factor k , providing a level of confidence of approximately 95 %.

-o0o-

Santhip

a 1198288



TECHNOLOGY PROMOTION ASSOCIATION (THAILAND-JAPAN)
CORPORATE SERVICES 3: EQUIPMENT CALIBRATION AND TESTING SERVICES
534/4 PATTANAKARN ROAD SOI 18, SUANLUANG, SUANLUANG, BANGKOK 10250
TEL. 0-2717-3000-24 FAX. 0-2719-9484



Certificate of Calibration

Certificate No. : 24E289

Page : 1 of 2

Equipment : pH Meter
Manufacturer: Mettler Toledo
Model : SevenCompact S220
Serial No.: C104059460
ID No.: RYG_EN0183

This certificate may not be reproduced other than in full,
except with the prior written approval of the head of
Corporate Services 3: Equipment Calibration and Testing Services.

Condition As-Received: Used Item
Received Date: 18 January 2024
Calibration Date: 23 January 2024

Reference: 2401-0579DSC
Submitted by: ALS Laboratory Group (Thailand) Co.,Ltd. (Rayong Branch)
Ambient Temperature: (23 \pm 2) °C
Relative Humidity: (50 \pm 10) %
616/10 Moo 5, T.Maenam Khu, A.Pluakdaeng,
Rayong 21140, Thailand

Procedure used: Calibration were conducted using calibration procedure No. CP-E17 According to EURAMET cg-15.

Condition of this result of calibration

1.Reference standards instruments :

<u>Instrument</u>	<u>Model</u>	<u>Serial No.</u>	<u>Certificate No.</u>	<u>Due Date</u>
1) Multi-Product Calibrator	5500A	6315011	E2U2300035	29 May 2024

2.This result of calibration was made on requested at the point specified by customer.


3.The certificate is valid only to the item calibrated on date and place of calibration.

4.This Certification is traceable to the International System of Unit maintained through:-

-NA Caltechnologies Co.,Ltd., ANAB Accredited No. Calibration AC-2658

Calibrated by : Wutchareeporn Wongchutikrane
Issue Date : 24 January 2024

Approved Signatory :


[] Phalinee Prabpaipal
[x] Nuntawat Khamchai
[] Pongsagorn Boonyaporn

B 0333296



Cert. No.: 24E289

Page.: 2 of 2

Result of calibration :- (*) Without adjustment () After adjustment

Function: DC voltage measurement

Range: 2000 mV

<u>Standard Value</u>	<u>UUC* Reading</u>	<u>Error</u>	<u>Uncertainty</u>
(mV)	(mV)	(mV)	($\pm \mu V$)
-200.0000	-200.0	0.0	68
-150.0000	-150.0	0.0	65
-100.0000	-100.0	0.0	63
-50.0000	-50.0	0.0	61
0.0000	0.0	0.0	58
50.0000	50.0	0.0	61
100.0000	99.9	-0.1	63
150.0000	149.9	-0.1	65
200.0000	199.9	-0.1	68

The reported uncertainty of measurement was based on a standard uncertainty multiplied by a coverage factor $k=2$, providing a level of confidence of approximately 95 %

UUC* = Unit Under Calibration.

-o0o-



TECHNOLOGY PROMOTION ASSOCIATION (THAILAND-JAPAN)
CORPORATE SERVICES 3: EQUIPMENT CALIBRATION AND TESTING SERVICES
534/4 PATTANAKARN ROAD SOI 18, SUANLUANG, SUANLUANG BANGKOK 10250
TEL.0-2717-3000-29 FAX.0-2719-9484



Certificate of Calibration

Cert. No.: 25LM10

Page.: 1 of 2

Equipment : DO Meter with Sensor

Manufacturer : YSI

Model : 5000-115V

Serial No. : 15E102796

ID No. : RYG_EN0032

Submitted by : ALS Laboratory Group (Thailand) Co.,Ltd.
(Rayong Branch)
616/10 Moo 5 T. Maenam Khu, A. Pluakdaeng,
Rayong 21140 Thailand

Location : TPA On Site Calibration Laboratory

Received Order : 17 January 2025

Calibrated Date : 20 January 2025

Ambient Temperature : (26 ± 10) °C

Relative Humidity : (50 ± 30) %

AC Line Voltage : (220 ± 22) V

Calibrated by : Warakorn Lerngagtrakul

Approved by :

Approved Signatory

() Chakrit Waewwanjua

(✓) Suwit Imjai

() Kunchit Promprat

Issue Date : 23 January 2025

The Uncertainties are for a confidence probability of approximately 95%

This certificate may not be reproduced other than in full, except with the prior written
Approval of the head of Corporate Services 3 : Equipment Calibration and Testing Services.

REVIEW BY Photchana S.

APPROVED BY

NEXT CAL DATE 20/07/26



Equipment : DO Meter with Sensor
Condition As-Received : Used Item
Reference : 2501-0600DSC-2

Cert. No.: 25LM10
Page.: 2 of 2

Procedure Used :-

Calibration were conducted using in-house calibration procedure CP-OT01 according to comparison with Industrial Platinum Resistance Thermometer (IPRT) into Temperature Bath.

The temperature scale used was based on ITS-90.

Condition of this result of calibration

1. Reference standard instrument:-

<u>Instrument</u>	<u>Serial No.</u>	<u>Cert. No.</u>	<u>Traceable</u>	<u>Due Date</u>
1) Digital Thermometer	2188080	2411022	TPA	17 Sep 2025

2. This certificate is valid only to the item calibrated on date and place of calibration.

3. This certification is traceable to the International System of Unit.

Remark : TPA : Technology Promotion Association (Thailand - Japan)

Result of Calibration :- (*) Without Adjustment

Function : Temperature measurement.

This instrument was connected with temperature sensor, S/N.: 15E100464

<u>Calibration Point</u> (°C)	<u>Immersion Depth</u> (mm)	<u>Standard Temperature</u> (°C)	<u>UUC* Reading</u> (°C)	<u>Error</u> (°C)	<u>Uncertainty</u> (± °C)	<u>Coverage Factor</u> <i>k</i>
20.00	60	20.002	19.81	-0.192	0.15	2.00

UUC* : Unit Under Calibration

The reported uncertainty of measurement was based on a standard uncertainty multiplied by a coverage factor *k*, providing a level of confidence of approximately 95 %.

-o0o-



TECHNOLOGY PROMOTION ASSOCIATION (THAILAND-JAPAN)
CORPORATE SERVICES 3 : EQUIPMENT CALIBRATION AND TESTING SERVICES


534/4 PATTANAKARN ROAD SOI 18, SUANLUANG, SUANLUANG BANGKOK 10250

TEL. 0-2717-3000 FAX. 0-2719-9484

Certificate of Testing

Cert.No.: 25TW15

Page.: 1 of 2

Equipment :	DO Meter
Manufacturer :	YSI
Model :	5000-115V
Serial No. :	15E102796
ID No. :	RYG_EN0032
Received Date :	17 January 2025
Test Date :	20 January 2025
Reference :	2501-0600DSC-1
Submitted by :	ALS Laboratory Group (Thailand) Co.,Ltd. (Rayong Branch) 616/10 Moo 5, T.Maenam Khu, A.Pluakdaeng, Rayong 21140, Thailand
Laboratory Condition :	Temperature (25 ± 5) °C Humidity (50 ± 20) %
Test Procedure :	In - house method : CP-CH9 by Comparison Technique with Azide Modification Method
Tested by :	Walalak Sirithean
Approved by :	 _____ Approved Signatory
() Pornthippa Tameyakul () Ponpan Paipim (✓) Saithip Meangmai	
Issue Date :	21 January 2025



Cert.No.: 25TW15

Page.: 2 of 2

Condition of this result of calibration

1. Reference Standard Instruments :

This certification is traceable to the International System of Unit through the reference standards laboratory of Industrial Calibration Center, Technology Promotion Association (Thailand-Japan).

<u>Instruments</u>	<u>Serial No.</u>	<u>ID No.</u>	<u>Certificate No.</u>	<u>Due Date</u>
1. Burette	-	130BU10	23CG1172	22 Mar 2025
2. Balance	14233821	110RC001	24MM131	04 July 2025

2. Standard Material :-

<u>Material</u>	<u>Manufacturer</u>	<u>Lot.No.</u>	<u>Assay</u>
Sodium Thiosulfate 5-Hydrate AR	KEMAUS	2203162447	99.6%

Result : Dissolved Oxygen Meter Adjustment With Air 100 %

Dissolved Oxygen Probe No.: 15E100464

Titration Method (Azide Modification Method) (mg/L)	DO Meter Reading (mg/L)	Standard Deviation (mg/L)
8.20	8.20	0.0084

This report was certified only for the instrument we tested. It is allowable to use for study
Intend to use for advertising and referral purpose is prohibited. This report may not be reproduced
other in full, without written approval of the laboratory

-o0o-



TECHNOLOGY PROMOTION ASSOCIATION (THAILAND-JAPAN)
CORPORATE SERVICES 3: EQUIPMENT CALIBRATION AND TESTING SERVICES
534/4 PATTANAKARN ROAD SOI 18, SUANLUANG, SUANLUANG BANGKOK 10250
TEL.0-2717-3000-29 FAX.0-2719-9484



Certificate of Calibration

Cert. No.: 24TM1663

Page : 1 of 3

Equipment : Low Temp. Incubator

Manufacturer : Memmert

Model : IPP750

Serial No. : V818.0084

ID No. : RYG_EN0154

Submitted by : ALS Laboratory Group (Thailand) Co.,Ltd. Rayong Branch
616/10 Moo 5, T.Maenam Khu,
A.Pluakdaeng,
Rayong 21140, Thailand

Location : BOD Room

Received Order : 01 November 2024

Calibration Date : 01 November 2024

Ambient Temperature : (26 ± 10) °C

Relative Humidity : (50 ± 30) %

AC Line Voltage : (220 ± 22) V

Calibrated by : Krisda Malee

Approved by :

Kunchit

Approved Signatory

() Ponpan Paipim

() Suwit Imjai

(✓) Kunchit Promprat

Issue Date :

07 November 2024

REVIEW BY *Thanitak*

APPROVED BY *D. J. J. J.*

NEXT CAL DATE..... 01/05/26

The Uncertainties are for a confidence probability of approximately 95%

This certificate may not be reproduced other than in full, except with the prior written
Approval of the head of Corporate Services 3 : Equipment Calibration and Testing Services.



Equipment : Low Temp. Incubator
Condition As-Received : Used Item
Reference : 2411-0002OC-1

Cert. No.: 24TM1663

Page : 2 of 3

Procedure Used :-

Calibration were conducted using calibration procedure CP-OT02 based on TLAS G-20 according to direct measurement method with Data Acquisition which connected with Resistance Temperature Detector (RTD).

The temperature scale used was based on ITS-90.

Condition of this result of calibration

1. Reference standard instrument:-

<u>Instrument</u>	<u>Serial No.</u>	<u>Cert. No.</u>	<u>Traceable</u>	<u>Due Date</u>
1) Data Acquisition	MY44073381	24LM73	TPA	18 May 2025

2. This certificate is valid only to the item calibrated on date and place of calibration.

3. This certification is traceable to the International System of Unit.

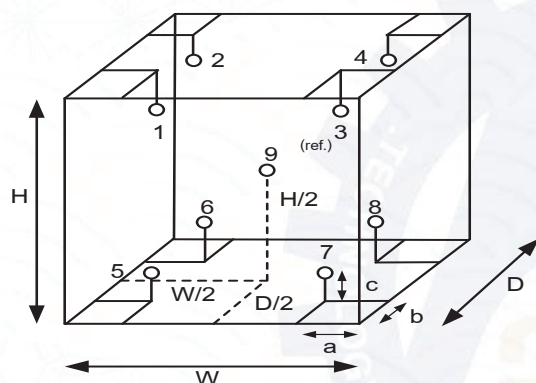
Remark : TPA : Technology Promotion Association (Thailand - Japan)

Result of Calibration :- (*) Without Adjustment

Function of UUC* : Temperature Source

Fresh air setting : Close

Environment during calibration		
	Beginning	Finished
Temp. (°C)	24	25
REL.Humid. (%)	55	53
AC Supply (Volt)	220	221



Position :	Ref. Std. ID No.:
1	1RTD-2/1
2	1RTD-2/2
3	22-01RTD-03
4	1RTD-2/4
5	1RTD-2/5
6	1RTD-2/6
7	23-01RTD-07
8	1RTD-2/8
9 (ref.)	23-01RTD-09

Probe Installation Details :

a = 10 cm
b = 10 cm
c = 10 cm

Dimension of Chamber :

D = 0.60 m
W = 1.0 m
H = 1.2 m
Capacity = 0.72 m³



Equipment : Low Temp. Incubator
Condition As-Received : Used Item
Reference : 2411-0002OC-1
Result of Calibration :- (*) Without Adjustment
Function of UUC* : Temperature Source
Fresh air setting : Close

Cert. No.: 24TM1663

Page : 3 of 3

Calibration Point (°C)	UUC* Setting (°C)	UUC* Reading (°C)	Temperature stability (± °C)	Temperature uniformity (°C)	Overall Variation (°C)	Coverage Factor <i>k</i>
20.0	20.0	20.0	0.026	0.26	0.53	2

Calibration Point (°C)	Measured Temperature (°C)									Uncertainty (± °C)
	Position									
	1	2	3	4	5	6	7	8	9 (ref.)	
20.0	20.071	19.915	20.273	20.179	19.977	19.782	20.056	20.026	20.033	0.30

Average* : The average of 30 values in each position.

Temperature stability : One-half of the greatest maximum difference of measured temperature at any one sensor.

Temperature uniformity : The maximum difference of measured temperatures at any sensors and the measured temperature at the reference location which are observed at the same time or at as close an observation time as possible to determine the temperature pattern or homogeneity within the chamber under steady-state conditions.

Overall Variation : The Difference of the maximum and minimum measured temperatures throughout observation.

UUC* : Unit Under Calibration

Note : The reported uncertainty of measurement was included stability and excluded uniformity .

The reported uncertainty of measurement was based on a standard uncertainty multiplied by a coverage factor *k*, providing a level of confidence of approximately 95 %.

-o0o-



TECHNOLOGY PROMOTION ASSOCIATION (THAILAND-JAPAN)
CORPORATE SERVICES 3: EQUIPMENT CALIBRATION AND TESTING SERVICES
534/4 PATTANAKARN ROAD SOI 18, SUANLUANG, SUANLUANG BANGKOK 10250
TEL.0-2717-3000-29 FAX.0-2719-9484



Certificate of Calibration

Cert.No.: 24CG3711

Page.: 1 of 2

Equipment :	Burette
Capacity :	50 mL
Serial No. :	-
ID. No. :	RYG_EN0216
Manufacturer :	Witeg
Made in :	Germany
Submitted by :	ALS Laboratory Group (Thailand) Co.,Ltd. Rayong Branch 616/10 Moo 5, T.Maenam Khu, A.Pluakdaeng Rayong 21140, Thailand
Ambient Temperature :	(20 ± 2.5) °C
Relative Humidity :	(50 ± 10) %
Barometric Pressure :	756 mmHg
Calibration Procedure :	ASTM E 542 - 01
Calibrated by :	Sa-ngeunkam Wongsa

REVIEW BY *Thanita K.*

APPROVED BY *D. Johnson.*

NEXT CAL DATE *24/09/25*

Approved by :

Sukh
Approved Signatory

(✓) Srisuda Khamtha
() Ponpan Paipim
() Unnophol Harachai

Issue Date :

24 September 2024

The Uncertainties are for a confidence probability of approximately 95%

This certificate may not be reproduced other than in full, except with the prior written
Approval of the head of Corporate Services 3 : Equipment Calibration and Testing Services.



Equipment : Burette
Received Date : 19 September 2024
Condition As-Received : Used Item
Calibration Date : 24 September 2024
Reference : 2409-0756DSC-3

Cert.No.: 24CG3711
Page.: 2 of 2

Condition of this result of calibration

1. Reference Standard Instruments :

<u>Instruments</u>	<u>Model</u>	<u>Serial No.</u>	<u>ID. No.</u>	<u>Certificate No.</u>	<u>Traceability</u>	<u>Due date</u>
1) Balance	XP205	B134206712	140RC007	24MM316	TPA	15 July 2025
2) Data Logger	HL-20D	20683159	140EC012	23H2174	TPA	10 Oct 2024
3) Thermometer	-	1594592	140EC010	24I175	TPA	20 Feb 2025

This certification is traceable to SI Unit

2. The certificate is valid only to the item calibrated on date and place of calibration.
3. True value is converted to true volume at the standard temperature of 20 °C

Calibration result :

Nominal capacity (mL)	Reading (mL)	Uncertainty (± mL)	k Factor
10	10.0259	0.0082	2.00
20	20.0214	0.0085	2.00
30	30.0006	0.0089	2.00
40	40.0003	0.0094	2.00
50	49.9988	0.011	2.00

Remark mL = cm³

The reported uncertainty of measurement was based on a standard uncertainty multiplied by a coverage factor k , providing a level of confidence of approximately 95 %.

-o0o-

Accredited by

NSC-TISI-TIS 17025

Calibration 0426



NSC-TISI-TIS 17025

CALIBRATION 0426

Calibration certificate

Calibration Certificate No. 25BKL0004

Object	Electronic non-automatic weighing instrument	This calibration certificate documents the traceability to national standards.
Manufacturer	Sartorius	Uncertainties of measurements are taken into account when only statements of compliance are made.
Type	MSE224S-100-DU	This certificate was prepared by Sartorius Corporation in accordance to the current ISO/IEC 17025:2017 standard and Sartorius Work Instruction (Method) SOP WI 08.
Serial QM Ident. no.	26207038 RYG_EN0002	This certificate relate and apply this equipment only.
Customer	ALS Laboratory Group (Thailand) Co.,Ltd. (Rayong Branch)	
	616/10 Moo 5 T.Maenam Khu, A.Pluak Daeng, Rayong 21140, Thailand.	
Order no.	2230	
Number of pages	4	
Date of calibration	20 Feb 2025	

REVIEW BY *Thanita K.*APPROVED BY *D. Khunon.*

NEXT CAL DATE.....20/02/26

This calibration certificate may not be reproduced other than in full except with the permission of NSC-TISI-TIS-17025 and the issuing laboratory. Calibration certificates without signature are not valid.

The user is obliged to have the object recalibrated at appropriate intervals.

Date	06 Mar 2025	Approval of the Calibration Certificate	Person in charge
		Mr. Chonchai Inthana	Kachen Lalee

Calibration object

Single range instrument

Model	MSE224S-100-DU
Serial Number	26207038
QM Ident. no Inventory no.	RYG_EN0002 ---

Maximum capacity (Max. load)	220.0000 g
Measured range	220.0000 g
Scale interval	0.0001 g

Place of calibration

Address	According to page 1
Department Cost center	Laboratory Department. ---
Building Floor	--- 1st Floor.
Room	Balance Room.
Maximum temperature variation at place of calibration	5 K

Calibration procedure

EURAMET cg-18, V4.0 - Guidelines on the Calibration of Non-Automatic Weighing Instruments

Test equipment

Test equipment type	Test equipment ID	Valid until
Thermometer	MHB-382SD s/nB011342 Traceable to SI unit through DKSH	21 Aug 2025
Test weight set OIML R111 E2	Certificate No.M2308197S ,E2(Traceable to SI unit through TCS)	23 Aug 2025

Adjustment Status

The measuring device was internally adjusted before the calibration.

Environmental and measuring conditions

Date of calibration	20 Feb 2025
Temperature at place of calibration Temp. diff. <i>T</i> _{weights} - <i>T</i> _{place}	24.4 °C 0.6 K
Measuring conditions	The installation site is suitable. The device was levelled. Balance was loaded up to Max before test.
Comments	Humidity 50.2 %RH.

Measurement results | Measurement uncertainties

Repeatability

Test load (nominal): 10 g 200 g		
	10 g	200 g
1	10.0000 g	200.0000 g
2	10.0000 g	200.0001 g
3	10.0001 g	200.0001 g
4	10.0000 g	200.0000 g
5	10.0001 g	200.0000 g
6	10.0001 g	200.0001 g
7	10.0000 g	200.0000 g
8	10.0000 g	200.0001 g
9	10.0001 g	200.0000 g
10	10.0000 g	200.0000 g
	<i>s</i> = 0.00005 g	<i>s</i> = 0.00005 g

Eccentricity

Test load (nominal): 100 g	
Center	100.0000 g
Front left	99.9998 g
Back left	100.0000 g
Back right	100.0000 g
Front right	100.0000 g
Maximum deviation from centric loading indication $ \Delta_{ecc} _{max} = 0.0002 \text{ g}$	

Error of indication

Testload	Indication	Error	Expansion factor	Uncertainty	Uncertainty relative
<i>L</i>	<i>I</i>	<i>E</i>	<i>k</i>	<i>U</i> (<i>E</i>)	<i>U</i> _{rel} (<i>E</i>)
0.0100 g	0.0100 g	0.0000 g	2.00	0.00013 g	1.3 %
0.1000 g	0.1000 g	0.0000 g	2.00	0.00013 g	0.13 %
0.5000 g	0.5000 g	0.0000 g	2.00	0.00013 g	0.027 %
1.0000 g	1.0000 g	0.0000 g	2.00	0.00013 g	0.013 %
5.0000 g	5.0000 g	0.0000 g	2.00	0.00014 g	0.0027 %
10.0000 g	10.0000 g	0.0000 g	2.00	0.00014 g	0.0014 %
20.0000 g	20.0000 g	0.0000 g	2.00	0.00014 g	0.00072 %
50.0000 g	50.0000 g	0.0000 g	2.00	0.00016 g	0.00032 %
100.0000 g	100.0001 g	0.0001 g	2.00	0.00021 g	0.00021 %
200.0000 g	200.0000 g	0.0000 g	2.00	0.00034 g	0.00017 %
220.0000 g	220.0000 g	0.0000 g	2.00	0.00039 g	0.00018 %
Maximum error of indication		$ E _{max} = 0.0001 \text{ g}$			

*U*_{rel}(*E*) is the quotient of *U*(*E*) and test load *L*. The uncertainty of measurement *U*(*E*) is valid only if error *E* is considered. You will find reference notes on the uncertainty of measurement in use under: Appendix to the calibration certificate | Interpretation of measurement results.
Reference note: The reported expanded uncertainty of measurement is stated as the standard uncertainty of measurement multiplied by the documented Expansion factor, determined in accordance with the European Calibration Guideline EURAMET cg-18, V4.0. There is a 95 % probability that the value of the measurand will be in the assigned value range.

End of calibration certificate

Uncertainty of measurement in use

Device adjusted before measurement	Yes
Temperature deviation considered	1.5 K (isoCAL active)
Temperature coefficient considered	$1 \cdot 10^{-6}/\text{K}$

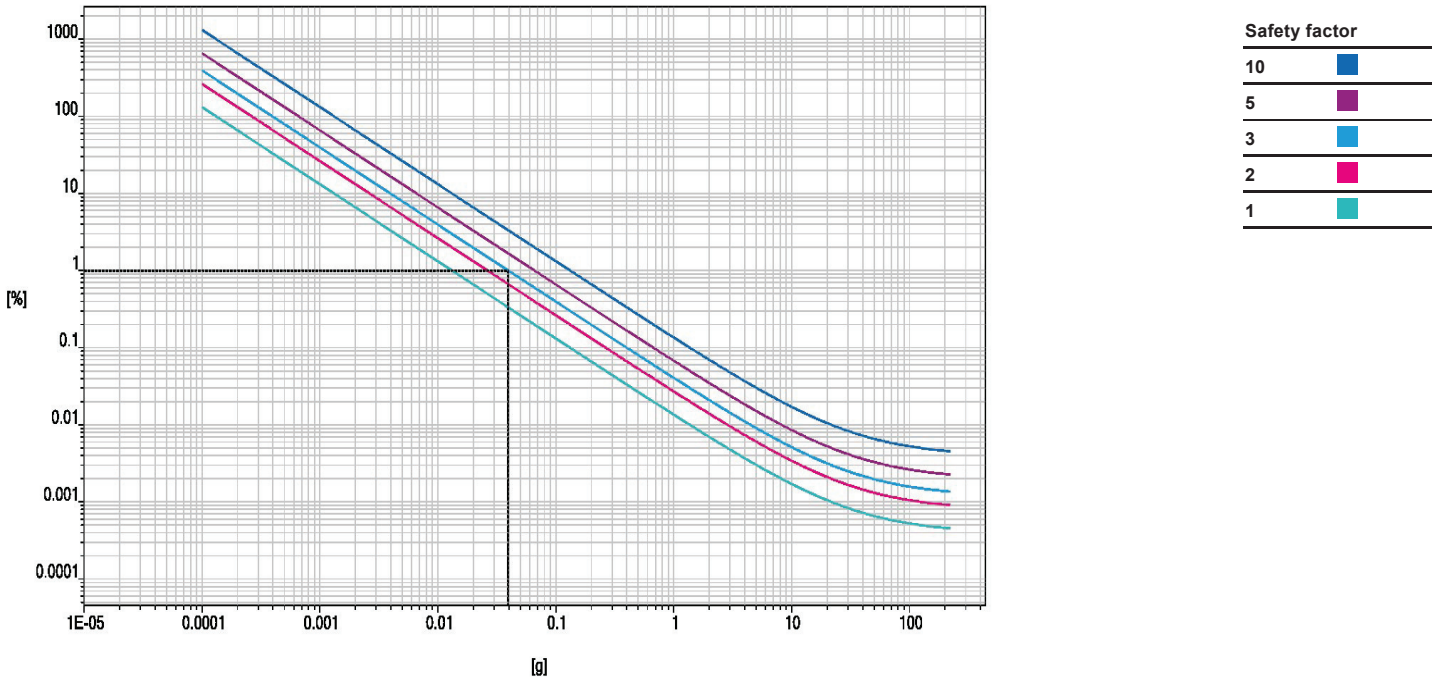
Uncertainty of the weighing result $U_{gl}(W)$

$U_{gl}(W) = 0.00013 \text{ g} + 3.95 \cdot 10^{-6} \cdot R$

Reference note: The current uncertainty of measurement is calculated by entering of the reading R into this formula. In relation to this, there is no need for a correction of the indication error. The reported expanded uncertainty of measurement is stated as the standard uncertainty of measurement multiplied with an Expansion factor of 2, determined in accordance with the European Calibration Guideline EURAMET cg-18, V4.0. There is a 95 % probability that the value of the measurand will be in the assigned value range.

Indication in % from max load	Net indication R	Uncertainty $U_{gl}(W)$	Uncertainty relative $U_{gl}(W)_{rel}$
1 %	2.2000 g	0.00014 g	0.0063 %
25 %	55.0000 g	0.00035 g	0.00063 %
50 %	110.0000 g	0.00056 g	0.00051 %
75 %	165.0000 g	0.00078 g	0.00047 %
100 %	220.0000 g	0.00100 g	0.00045 %

Graphic realization of the relative uncertainty of measurement | process accuracy



Displayed example

Process accuracy	1.00 %
Safety factor	3
Minimum sample weight	0.0395 g



Certificate of Calibration

Cert. No.: 24TM632

Page : 1 of 3

Equipment : Hot Air Oven
Manufacturer : Memmert
Model : UFE 500
Serial No. : G511.1572
ID No. : RYG_EN0010

REVIEW BY *Thanitak.*
APPROVED BY *D. J. J. J.*
NEXT CAL DATE 21/09/25

Submitted by : ALS Laboratory Group (Thailand) Co.,Ltd. (Rayong Branch)
616/10 Moo 5 T. Maenam Khu,
A. Pluakdaeng,
Rayong 21140 Thailand

Location : Oven Room

Received Order : 21 March 2024
Calibration Date : 21 March 2024
Ambient Temperature : (26 ± 10) °C
Relative Humidity : (50 ± 30) %

Calibrated by : Man Pattanapongpaiboon

Approved by :

Approved Signatory

- () Pornthippa Tameyakul
() Unnopphol Harachai
(✓) Suwit Imjai

Issue Date : 22 March 2024

The Uncertainties are for a confidence probability of approximately 95%

This certificate may not be reproduced other than in full, except with the prior written
Approval of the head of Corporate Services 3 : Equipment Calibration and Testing Services.



Equipment : Hot Air Oven
Condition As-Received : Used Item
Reference : 2403-0563OC-1
Procedure Used :-

Cert. No.: 24TM632
Page : 2 of 3

Calibration were conducted using calibration procedure CP-OT02 according to direct measurement method with Data Acquisition which connected with Resistance Temperature Detector (RTD) and Thermocouple Type T.

The temperature scale used was based on ITS-90.

Condition of this result of calibration

1. Reference standard instrument:-

Instrument	Serial No.	Cert. No.	Traceable	Due Date
1) Data Acquisition	MY57013711	23LM115	TPA	11 Jul 2024

2. This certificate is valid only to the item calibrated on date and place of calibration.

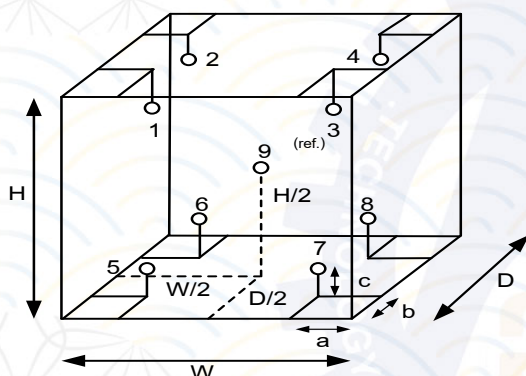
3. This certification is traceable to the International System of Unit.

Remark : TPA : Technology Promotion Association (Thailand - Japan)

Result of Calibration :- (*) Without Adjustment

Function of UUC* : Temperature Source

Fresh air setting : Close



Environment during calibration		
	Beginning	Finished
Temp. (°C)	27	27
REL.Humid. (%)	57	59
AC Supply (Volt)	222	224

Probe Installation Details :

a = 5.0 cm
 b = 5.0 cm
 c = 5.0 cm

Dimension of Chamber :

D = 0.40 m
 W = 0.56 m
 H = 0.48 m
 Capacity = 0.11 m³

Ref. Std. ID No.: @ Calibration Point

Position :	(180) °C	(104) °C
1	18-18TC-01	18-18RTD-01
2	18-18TC-02	18-18RTD-02
3	18-18TC-03	18-18RTD-03
4	18-18TC-04	18-18RTD-04
5	18-18TC-05	18-18RTD-05
6	18-18TC-06	23-18RTD-06
7	18-18TC-07	18-18RTD-07
8	18-18TC-08	22-18RTD-08
9 (ref.)	18-18TC-09	18-18RTD-09



Equipment : Hot Air Oven
Condition As-Received : Used Item
Reference : 2403-0563OC-1
Result of Calibration :- (*) Without Adjustment
Function of UUC* : Temperature Source
Fresh air setting : Close

Cert. No.: 24TM632

Page : 3 of 3

Calibration Point (°C)	UUC* Setting (°C)	UUC* Reading (°C)	Temperature stability (± °C)	Temperature uniformity (°C)	Overall Variation (°C)	Coverage Factor <i>k</i>
104.0	104.0	104.0	0.051	0.59	0.62	2
180.0	180.0	180.0	0.15	1.3	1.7	2

Calibration Point (°C)	Measured Temperature (°C)									Uncertainty (± °C)
	Position									
	1	2	3	4	5	6	7	8	9 (ref.)	
104.0	103.921	103.786	103.757	103.759	103.950	103.817	104.213	103.672	103.673	0.42
180.0	179.614	179.270	179.145	179.599	180.001	180.423	180.293	180.629	179.429	1.1

Average* : The average of 30 values in each position.

Temperature stability : One-half of the greatest maximum difference of measured temperature at any one sensor.

Temperature uniformity : The maximum difference of measured temperatures at any sensors and the measured temperature at the reference location which are observed at the same time or at as close an observation time as possible to determine the temperature pattern or homogeneity within the chamber under steady-state conditions.

Overall Variation : The Difference of the maximum and minimum measured temperatures throughout observation.

UUC* : Unit Under Calibration

Note : The reported uncertainty of measurement was included stability and excluded uniformity .

The reported uncertainty of measurement was based on a standard uncertainty multiplied by a coverage factor *k*, providing a level of confidence of approximately 95 %.

-o0o-



Metrology

SCI ECO Services Company Limited

33/2 Moo 3, T.Banpa, A.Kaengkhoi, Saraburi 18110, Thailand.

Saraburi Tel : +66 3627 3096 Fax : +66 3627 3100

Bangkok Tel : +668 9205 6851 , +669 8247 2360

Website : www.scieco.co.th E-Mail : calibrate@scg.com



Certificate No. T250454

Page 1 of 3

Certificate of Calibration

Equipment : Chamber (Oven)

Manufacturer : MEMMERT

Model : UF 110

Serial No. : B423.0853

Customer Code : RYG_EN0213

ID No. : T5884A5

Customer : ALS Laboratory Group (Thailand) Co.,Ltd. (Rayong Branch)

616/10 Moo 5 T.Maenam Khu,

A.Plukdaeng, Rayong 21140

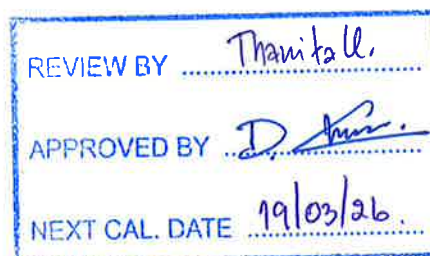
Customer Location : ENVIRONMENT LABORATORY

Date of Receipt : 12 March 2025

Calibrated By : Sujjar Naknakred (Site Calibration Manager)

Approved By : Boonchai Boonchai Suriyawong (Site Calibration Manager)

Date of Issue : 21 MAR 2025



The uncertainties are for a confidence probability of approximately 95%.

This Certificate is issued in accordance with the conditions of accreditation granted by the Thai Laboratory Accreditation Scheme which has assessed the measurement capability of the laboratory and its traceability to recognized national standards and to the units of measurement realized at the corresponding national standard laboratory. This certificate may not be reproduced other than in full except with the prior written approval of the Metrology.

Certificate No. T250454

Page 2 of 3

Calibration Report

Equipment : Chamber (Oven)
Date of Calibration : 19 March 2025
Environment : Temperature : 26.5-26.9 °C
Line Voltage : 223.9-231.3 V
Relative Humidity : 55 - 65 %RH

Condition of this results of calibration :

1. This equipment was calibrated by insert nine resistance thermometer detectors into its chamber , the other one resistance thermometer detector use for ambient temperature measurement . The calibration was done in according to WI-T20 (based on ASTM E145-94 (Reapproved 2019) and AS2853-1986).

All data show below were final values and the initial data from customer request . The temperature scale used was based on ITS - 90 .

2. Reference Standard Instrument :

Instrument	Model	Instrument No.	Certificate No.	Due Date
RTD	100 ohm	27-(CH1-10)	T240709	19 April 2025
DATA LOGGER	34970A	T149	T240709	19 April 2025

3. This certificate is traceable to :

National Institute of Metrology (Thailand) through Metrological Center (NSC-TISI-TIS 17025 CALIBRATION 0244.)

4. Condition of calibrated item : good

Equipment Description :

Time Constant 1 Hour 44 Minute At 104 °C
Fresh Air Damper ☐ Open ☐ Min ☐ Medium ☐ Max
☒ Close
☐ Not Available

5. Adjustment :

() without adjustment

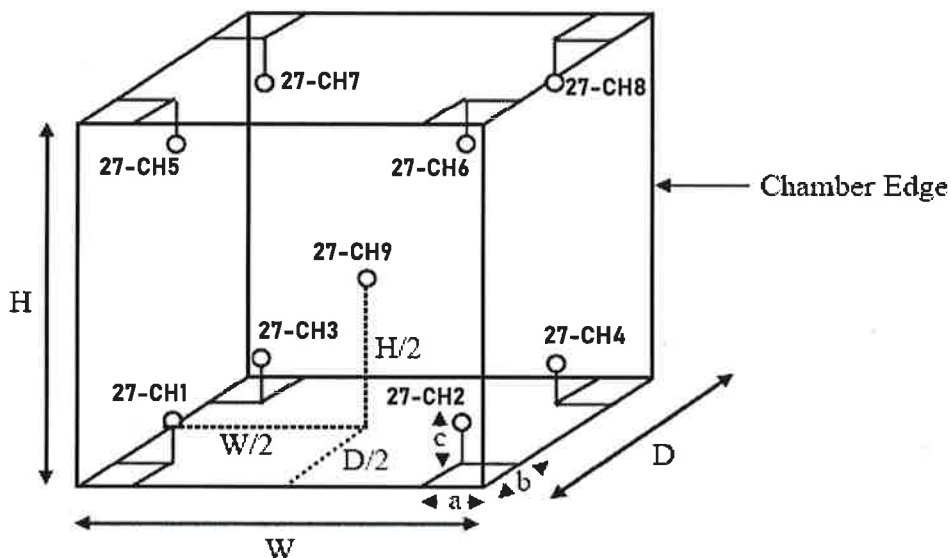
(X) after adjustment

Approved By. Don Zai

Certificate No. T250454

Page 3 of 3

Calibration Report



Remark : Internal Dimensions of Chamber : W (Width) = 56 cm. , H (Height) = 48 cm. and D (Depth) = 40 cm.
Size of Installed Standard sensor number 27-CH1 to number 27-CH8 : a = 5 cm. ,b = 5 cm. and c = 5 cm.
Size of Installed Standard sensor number 27-CH9 : W/2 = 56 cm./2 , H/2 = 48 cm./2 and D/2 = 40cm./2

Measurement Results

Average Standard Reading at each position (°C)									
Calibration Point	27-CH1	27-CH2	27-CH3	27-CH4	27-CH5	27-CH6	27-CH7	27-CH8	27-CH9
104	103.84	104.10	104.10	104.48	103.73	104.14	103.95	103.57	104.22
180	179.41	179.92	180.80	181.37	179.54	179.52	179.82	179.41	180.31

Chamber (Oven)			Temperature Distribution				
Setting °C	Reading (°C)		Average (°C)	Stability (± °C)	Uniformity (°C)	Uncertainty (± °C)	Coverage Factor k
	Min , Max	Average					
104.0	103.9 , 104.1	104.0	104.01	0.08	0.65	0.42	2.00
180.0	-	180.0	180.01	0.17	1.26	0.49	2.00

* The quoted uncertainty exclude "uniformity"

The calibration result apply only the above calibrated item.

The result of test was found accurate as shown on date and place of test only.

The reported expanded uncertainty is based on a standard uncertainty multiplied by a coverage factor k which for a t-distribution, providing a level of confidence of approximately 95 % .

End of Certificate.

Approved By. _____





TECHNOLOGY PROMOTION ASSOCIATION (THAILAND-JAPAN)
CORPORATE SERVICES 3: EQUIPMENT CALIBRATION AND TESTING SERVICES
534/4 PATTANAKARN ROAD SOI 18, SUANLUANG, SUANLUANG BANGKOK 10250
TEL.0-2717-3000-29 FAX.0-2719-9484



Certificate of Calibration

Cert. No.: 24TM635

Page : 1 of 3

Equipment : Water Bath
Manufacturer : Memmert
Model : WNB22
Serial No. : L513.0648
ID No. : RYG_EN0061

Submitted by : ALS Laboratory Group (Thailand) Co.,Ltd. (Rayong Branch)
616/10 Moo 5, T. Maenam Khu,
A. Pluakdaeng,
Rayong 21140, Thailand

Location : Wet Chemistry Lab

Received Order : 21 March 2024

Calibration Date : 21 March 2024

Ambient Temperature : (26 ± 10) °C

Relative Humidity : (50 ± 30) %

Calibrated by : Man Pattanapongpaiboon

Approved by :

Approved Signatory

() Pornthippa Tameyakul

() Unnoppol Harachai

(☒) Suwit Imjai

Issue Date : 23 March 2024

The Uncertainties are for a confidence probability of approximately 95%

This certificate may not be reproduced other than in full, except with the prior written
Approval of the head of Corporate Services 3 : Equipment Calibration and Testing Services.



Equipment : Water Bath
Condition As-Received : Used Item
Reference : 2403-0563OC-4
Procedure Used :-

Cert. No.: 24TM635

Page : 2 of 3

Calibration were conducted using in-house calibration procedure CP-OT04 Based on ASTM E715 according to direct measurement method with Data Acquisition which connected with Industrial Platinum Resistance Thermometer (IPRT).

The temperature scale used was based on ITS-90.

Condition of this result of calibration

1. Reference standard instrument:-

<u>Instrument</u>	<u>Serial No.</u>	<u>Cert. No.</u>	<u>Traceable</u>	<u>Due Date</u>
1) Data Acquisition	MY57013711	23LM115	TPA	11 Jul 2024

2. This certificate is valid only to the item calibrated on date and place of calibration.

3. This certification is traceable to the International System of Unit.

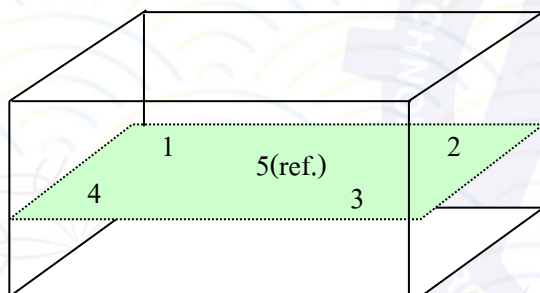
Remark : TPA : Technology Promotion Association (Thailand - Japan)

Result of Calibration :- (*) Without Adjustment

Function of UUC* : Temperature Source

Heat transfer medium used : Water

	<u>Environmental</u>		<u>AC Voltage Supply</u>
	(°C)	(%R.H.)	(Volt)
Beginning of Calibration	25	55	222
Finished of Calibration	25	57	223



Front

<u>Position :</u>	<u>Ref. Std. ID No.:</u>
1	4803988-001
2	4803988-002
3	4803988-003
4	4803988-004
5(ref.)	4803988-005



Equipment : Water Bath
Condition As-Received : Used Item
Reference : 2403-0563OC-4
Result of Calibration :- (*) Without Adjustment
Function of UUC* : Temperature Source

Cert. No.: 24TM635

Page : 3 of 3

Calibration point (°C)	UUC* Setting (°C)	UUC* Reading (°C)	Average* Standard Reading (°C)					Uncertainty (± °C)
			Position					
			1	2	3	4	5 (ref.)	
85.0	85.0	85.0	84.428	84.424	84.489	84.507	84.477	0.18

Calibration point (°C)	Uniformity (°C)	Stability (± °C)	Coverage Factor k
85.0	0.19	0.11	2

Average* : The average of 30 values in each position.

Uniformity : The maximum difference of measured temperatures at any sensors and the measured temperature at the reference location which are observed at the same time or at as close an observation time as possible to determine the temperature pattern or homogeneity within the chamber under steady-state conditions.

Stability : One-half of the greatest maximum difference of measured temperature at any one probe.

UUC* : Unit Under Calibration

Note : The reported uncertainty of measurement was included stability and excluded uniformity.

The reported uncertainty of measurement was based on a standard uncertainty multiplied by a coverage factor **k**, providing a level of confidence of approximately 95 %.

-o0o-